



**COMPENDIUM OF EXECUTION PROTOCOLS FOR
IDP/UDP AND ALLIED INNOVATION EFFORTS
ASSOCIATED WITH FINAL YEAR PROJECTS AT GTU**

**COMPENDIUM OF EXECUTION PROTOCOLS FOR IDP/UDP AND ALLIED INNOVATION EFFORTS
ASSOCIATED WITH FINAL YEAR PROJECTS AT GTU**

Table of Contents

Introduction	4
The Concept of IDP and UDP at GTU	6
Important Work Agenda for “UDISHA Club”	9
Guidelines as Suggested by the Council of Deans	13
The Process for Approval of the Project Definition	15
Self-Declaration (by Student/students) of each IDP/UDP	17
What experts are expecting from students, who are carrying out project	18
Suggested Format of IDP/UDP Report	24
Suggestion for Evaluation of Projects (For Internal & External Examiners)	28
Final Year Project Fair	29
Degree Engineering	31
Action Points for Colleges/Institutes and for Students	32
Four-Step Process for Defining a Final Year Problem Statement	38
Point 1: Notes on Scouting for the Problem	40
Point 2: Notes on Secondary Research/Prior Art Search	42
Point 3: Industrial Shodh Yatra – In Greater Detail	43
Point 4: AEIOU Framework for Observation Activity	46
Point 5: Diachronic & Synchronic Analysis	47
Project Mentoring and Monitoring System (PMMS)	49
Objective of the PMMS:	49
Various activities which are been carried through PMMS portal:	50
• Students Registration and Team Formation	50
• Periodic Progress Report (PPR) Activity:	50
• Design Engineering - Canvas Activity	50
• Patent Search and Analysis Report (PSAR) Generation Activity	50
• Business Model Canvas (BMC) Exercise	51
• Patent Drafting Exercise (PDE)	51
• Plagiarism Search Report/Certificate	51
• Final Project Report	52

**COMPENDIUM OF EXECUTION PROTOCOLS FOR IDP/UDP AND ALLIED INNOVATION EFFORTS
ASSOCIATED WITH FINAL YEAR PROJECTS AT GTU**

• Completion certificate generation for PMMS portal.....	52
• External Mentor Management	52
IDP/UDP Credit Summary for Final Year Degree Engineering Projects	53
Appraisal Form For IDP/UDP	55
External Examiner’s Comments/Suggestions regarding the Project /IDP/UDP during B.E. 7th semester	56
Internal Examiner's Feedback Form: Project–II for BE 8 th Semester	58
External Examiner's Feedback Form: Project–II for BE 8th Semester	61
Diploma Engineering	63
IDP/UDP Credit Summary for Final Year Diploma Engineering Projects	64
IDP/UDP Project Statement Form.....	65
IDP/UDP Evaluation Guidelines to Internal and External Examiners	66
Diploma Engineering: Feedback Form for External Examiner	68
Post Exam, Support provided by GTU Innovation Council (GIC)	70
Additional GTU Support System for innovative project through various initiative like "Project to Product" and "Mind to Market"	72
• E-library.....	72
• Open Design School	72
• CiC3 & S4.....	72
• GTU Sensor Lab	73
• GTU IPR Activities	73
• Patent Clinic	73
Crowd Funding Initiators (CFI).....	74
GTU Student Start-up Policy.....	74
GTU’s Technology and Business Incubator/Nodal Institute	75
Minor and Specialization in Technology Entrepreneurship	75
Awards & Certificates	77
✓ Pedagogic Innovation Awards	77
✓ Innovative Students’ Co-Creation Awards for Leadership and Excellence (i-SCALE)	77
✓ GIC i2i (Innovate to Impact) Award:.....	77

Note: While every efforts has been made to ensure the correctness of the content, in cases of any conflict or confusion user is advised to contact gtu_innovation_council@gtu.edu.in

Introduction

GTU has been pioneering towards developing strategies and implementing them to promote culture of innovation and entrepreneurship right from its inception. Unique thing in this entire process has been the scale in which the efforts have been implemented and the amount of cultural impact it has created in past six years of efforts. While primarily the publicly funded innovation and start-up efforts in academia in the country has been seen across elite institutes supported by Govt. GTU's effort brings in inclusion and one of its kind in affiliated type university systems towards democratising innovation process. Whole nation today takes inspiration from the efforts being undertaken here at different level to implement the innovation and entrepreneurship agendas.

GTU was the 1st university who envisaged that by democratising the innovation process through all its affiliated colleges (500 plus) it can truly harness the creative potential of young minds in the state of Gujarat. While different approaches has been made at different places we at GTU predominantly intervened both at pedagogy level (policy at university) & process level (at colleges/departments/others), various micro interventions across the innovation & start-up value chain has been tried across GTU. The concept of IDP/UDP was 1st time introduced in 2011 and we have done serious efforts involving 100s of students and faculty members to fine tune the processes. The primary agenda of the university was to link young minds to real life challenges of MSME and others and incentivise them through academic process through final year project works. While this gigantic task has been done with different level of rigour at different colleges/branches & even at individual team level of students we have gained huge insights from the efforts and its implication has been well noticed by state and national policy makers. While we were intending to drive innovation movement through final year project work to start with we have developed various other auxiliary supports to help innovative students at different point of the innovation value chain. The kind of processes and institutional mechanism which were developed to cater the above were uniquely designed catering to affiliated type university system after taking wide range of inputs from carefully done pilot experiments across GTU. Right from giving academic credit points to do innovative projects to develop processes like ISY, Industrial Shodh Yatra, PSAR, PDE, Design Thinking interventions, Patent clinics, Crowd funding support, Innovation exhibitions and awards etc. we have done massive efforts at university to create process innovations and variety of incentives to keep the momentum going so that the innovation culture not only get inculcated at grassroots but also attain its optimum goals.

While the idea was to create wide scale innovation literacy and enabling students to innovate, we have carefully developed pipeline to support most creative innovations/projects even beyond their project work requirement. To achieve the goal of "Mind to Market" / "Project to Product" we have also developed various mechanism to support those teams who want to take their work a step beyond their academic requirement in the form of patenting or starting a start-up based on their innovative projects. Many institutional mechanisms like CIC3, GTU Technology Business Incubator etc. have evolved in the course of time to support the student projects beyond their study requirement. The below institutional processes have evolved to support IDP/UDP activities in past six years. Some efforts are targeted to

COMPENDIUM OF EXECUTION PROTOCOLS FOR IDP/UDP AND ALLIED INNOVATION EFFORTS ASSOCIATED WITH FINAL YEAR PROJECTS AT GTU

support students at mass and some are targeted support systems once the teams attain certain threshold level. We have always tried to develop the support systems in distributed fashion to create access equality.

1. GTU Innovation Council has been working since 2nd Aug 2010.
2. GTU IPR Cell has been working since 3rd September 2011.
3. GTU Student Start-up Support System (S4) has been working since February 25, 2012.
4. The S4 Co-Creation Centre (S4-C3) to provide Co-Working space for start-ups was started on 2nd March 2013.
5. The C-i-C3 (Community innovation Co-Creation Centre) has been working since 1st May 2013.
6. 100 point activity System was launched on 21st July 2015.

The idea was to convert at least 1% of the creative projects done by final year students to solutions based on real needs done by more than 50,000 students in GTU every year. While many such interventions are done for catering to all BE students in past six years, this process has immensely harnessed the creative potential of innovative students in Diploma Engineering too. In fact there is a significant share of DE (Diploma) projects in the list of patent filed at GTU as compared to their BE and ME counterparts. This reiterates our conviction that innovations can happen at all layer and locations and given a conducive policy and process support such creative youth can solve even century old challenges of our country. While students were encouraged to take a real life challenge from any source we have seen the MSMEs benefiting from this process in great way. This pedagogy of solving floor level challenges of the SMEs of India through engineering students of GTU via their project work has been appreciated not only in India but also globally both in industry and academic policy level. The whole credit of this entire achievement by now goes to huge pool of young students who participated in these endeavours and faculty members who guided them in due course. GTU also developed tools like PMMS and other such ICT facility recently to manage the entire process seamlessly and extend best possible external mentoring and guidance to remotely located students. All the above tools and GTU protocols/policies culminated into a new innovation paradigm in past six years of experiments. The impact of all your efforts bagged more than half a dozen national innovation awards by now. While a great deal of efforts are yet to be done further to fine tune every step, it's the colleges, students and faculty members who hold the nerves of this entire movement will play crucial role in days to come. While our goal would be to introduce further support systems, we also need to optimise every policy goals which have been intervened by now.

To monitor the overall processes GTU Innovation Council, Sankul, GTU Innovation Clubs, industry associations and wide range of stakeholders have done gigantic efforts both in top down and bottom up manner. This compendium is compilation of all the tools and guidelines which were designed to support the entire IDP/UDP process by now. We have considered the 2016-17 academic year guidelines as inputs for it.

The Concept of IDP and UDP at GTU

The Concept of IDP and UDP: Every student of GTU is creative enough to solve real life challenges.

GTU wants the projects to be socially relevant and/or to be able to meet industry's or user's requirements. The users of an engineering product or process may be MSMEs, Large Scale Industries, Informal Sectors, Expert Individuals or Institutions.

GTU requires that each team of students should interact with the user of their choice and map the unmet needs of respective users. The need may be for improving a product or a process. Or it may be required to develop a new product for satisfying the need. The team of students will develop the improved or a new product or process as their final year project, with the approval of the faculty-guide.

Industry Defined Project (IDP):

The students are required to form teams of 3-4 students (in general) for working on their final year project. With the guidance of a faculty member, they will start working to find a problem, the solution of which would constitute their final year project. The problem may be found by studying the products or processes of an industry through a Shodhyatra or student can also take problem statement from International and National Competition (In such case, prior permission from guide is required). A project based on such a problem is called an **Industry Defined Project (IDP)**.

IDP is a project, which is designed to improve (either a product or a process in either forms/features/functions based on a real life challenge from an industry. Dedicated hours have been allotted every week for all branches for interaction with industries and for working on the IDP/UDP. The term depicts that the projects is to be anchored upon an industrial use and it is to be done under the guidance of both an internal guide at the college and an external mentor from the industry. However whether the definition is appropriate for a final year project is to be decided by the faculty only and its related issues will be binding to the students group.

User Defined Project (UDP):

Alternatively a project may be based upon the needs of NGOs, informal sectors, Govt. organizations and society at large. Students can take a research problem identified by the faculty members or it could be the idea of student, which is approved by the faculty guide. Such a project is called a **User Defined Project (UDP)**.

Notes:

- IDP/UDPs/Research Projects in the curricular is to make sure that students do some innovative work, which can be related to the product/process within/outside the industry.

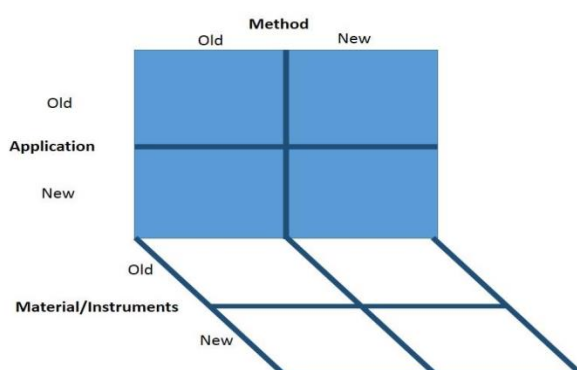
COMPENDIUM OF EXECUTION PROTOCOLS FOR IDP/UDP AND ALLIED INNOVATION EFFORTS ASSOCIATED WITH FINAL YEAR PROJECTS AT GTU

Or the IDP/UDPs/Research Projects may be based on some unsolved problems of the society.

- Innovative work can be defined as attempting different things in different ways and making a difference.
- A final year student at GTU may work on one of the two types of projects, as a part of the requirements for the Degree/Diploma. The two types are IDPs or UDPs.
- The final year project is divided into two semester(7th & 8th)
- Both IDPs and UDPs will follow similar procedures (protocols) and in both the cases the authenticity of the project is to be verified by the internal project guide.
- The Project may be done at either the college or at the industry according to the inputs from the internal guide.
- If some projects need more than one year to reach to a stage of final product (ready to be used), the teams and guides can carry forward the same project, in subsequent years, exactly from where it had been left by the previous teams. GTU believes that in such iterations and cycles, many final year projects can become useful products for end users.

WHAT IS AN INNOVATION?: It has been suggested that, if one codified a particular challenge in a particular environment and tries to make new interventions, either in material, method or application, then it can lead to an innovation.

“Conceptually, any innovation implies substantial improvement in the ways of doing things, producing goods or providing services. It may involve a new use of an existing resource or producing (or delivering) existing goods or services through new methods (or new instruments/materials)” (Gupta, 1992)



To develop inclusive innovations, one needs to develop solutions pertaining to a specific challenge and look for how he/she/they can develop interventions which can cater to a different a) space b) sector c) social engagements d) skill sets and knowledge.

COMPENDIUM OF EXECUTION PROTOCOLS FOR IDP/UDP AND ALLIED INNOVATION EFFORTS ASSOCIATED WITH FINAL YEAR PROJECTS AT GTU

Guides: A faculty from the educational Institution of the student will be guide for project. The industry persons or any other experts can mentor projects. (For some projects, multiple guides can be taken.) During the final project examinations, the projects are evaluated by a group of two examiners consisting of an internal examiner and the external examiner appointed by the University. However for a project, based on an IDP, the Principal/Director of the educational institution should invite the Industry mentor/guide to join the group of examiners for evaluation of the project, as the 3rd examiner.

The final year project done by a team of students/individual student should be such that:

1. The industry or other users who gave the challenge start using the solutions;
2. The technology got transferred to the industry or other industries through transfer of IP or as open source technology;
3. The team takes the innovation ahead to build a concrete product, bench-marked and tested by a competent authority;
4. The team initiates a start-up, based on their IDP/UDP, either while studying or soon after they graduate;
5. The team gets national or other recognition, awards, investment support, resource support, publication in a reputed journal/conference;
6. The team/ mentor industry files a patent with genuine novelty, the team will be given an Award by GTU for the outstanding project. (Every such project will be evaluated through proper indicators in any of the above 6 cases for the Award.)

Wherever feasible the students have to demonstrate a proof of prototypes/working model during the final examinations. Each team has to keep all their progress documented while working on the project.

The following entities must not be used as industries for IDPs:

1. Businesses or industries having no concrete product/service delivery track record,
2. Institutes, which are mainly in the business of giving training or providing coaching on various technical skills within or outside syllabus ,
3. Vendors/Institutes which make prototypes of various concepts and demonstrate to students as a part of training to serve their academic needs.

Such projects will not be accepted by concerned department even if the business/industry/institute is a registered unit. GTU welcomes the involvement of genuine industries with the Colleges/ Institutions/Polytechnics. **However businesses, which sell ready-made projects to students and which make it possible for a student not to apply his own mind and hands for working on the project must be avoided as a plague for technical education.**

Important Work Agenda for “UDISHA Club”

Note: Now UDISHA club is change to GIC (GTU Innovation Council) for more detail:

<http://www.gtu.ac.in/uploads/04082016.pdf>

During the academic year 2011-12, GTU introduced innovative concept of IDP/UDP for the students of the affiliated institutes at various levels viz. Engineering, Pharmacy, MBA and MCA. To ensure sustainable execution of IDP/UDP at different levels following actions by the UDISHA Club at the institute are required:

1. UDISHA Club must arrange the presentation of all final year projects (IDP/UDP) in presence of Pre-final & final year students of that particular branch. In the presentation the students must share their experience, methodologies and innovation related to their projects.
 - a. IDP/UDP presentation is to be separately done for each department.
 - b. Following members are to be invited for presentation
 - i. Industry Mentors
 - ii. Co-chairman – Academia
 - iii. Co-chairman – Industry / prominent industry leader or their representative
 - iv. Director of respective Sankul.
 - v. Each college should make a report in MS Word in given format “link” covering pictures of the presentation event along with brief note having data of number of teams presented, date and any other inputs about special innovations.
2. Every branch should invite at least 1 Industry person in every 2 week for sharing their thoughts with students. Also Name, Contact no., Fax No., Mail ID, Name of Company, Designation, all related detail are to be conveyed to University so that University can announce that detail on website.
3. All UDISHA Club members must meet once in a month (Date to be fixed by college) and submit the monthly report of the activities done to GTU Innovation Council. That report will be published on GTU web.
4. UDISHA Coordinator is required to make a list of innovative projects, which can improve the product/process/policy design and inform GTU Innovation council about the same.
5. Club members (Preferably pre-final year students) must try to find out ways of visiting Industries/Estates in nearby area for performing small engineering job Like,

- a. Measuring boiler efficiency,
 - b. Measuring Air/Water pollution,
 - c. Energy audit etc.
6. Special task for all MBA colleges UDISHA Club.
- a. To celebrate the national days & festivals of the two countries (the study for which was done in Global/Country Study and Report – GCR)
 - b. Do other activities, which bring Eminent People, Business people, and Embassy officers of the two countries to the college/University.
 - c. To send reports of these events of (a) and (b) to GTU Innovation Council.

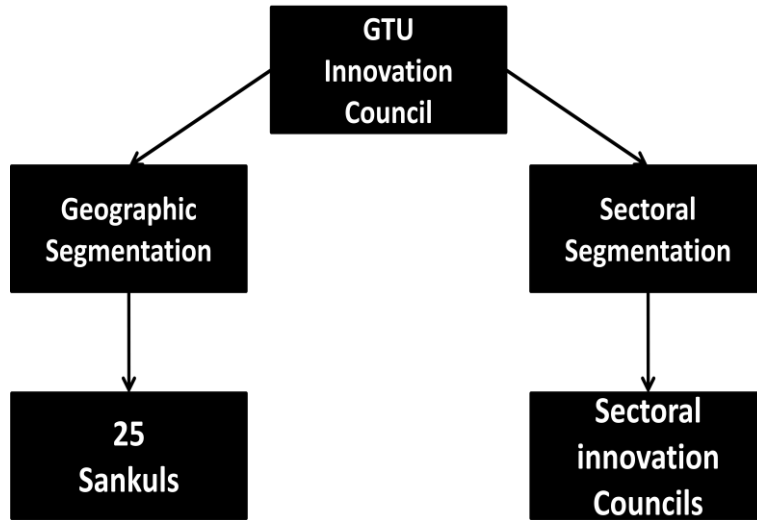
Unique features of the activities done by the UDISHA Club at various colleges in Gujarat Technological University

1. Final year students presented their work done and experience of Industry Defined Problems to the pre-final year students in presence of co-chairman (industry), co-chairman (academia), directors of sankul, industry mentors, principal, HODs and UDISHA club members at various diploma and degree engineering colleges in all the 25 sankuls, industry mentor also awarded students for their good work during IDP.
2. Multidisciplinary team of students (Groups of students from Engineering, MBA and MCA) went to Shodhyatra to get a comprehensive heuristic knowledge of the problems faced by the industries.
3. Students not only did the Shodhyatra for the technical and technological innovations but for the societal benefits also (Students from Universal College of Engineering, Gandhinagar Sankul visited Narmada Dam to get an idea about building the lifesaving robots, students from L.E college Morbi, Morbi Sankul did the repairing and maintenance of the street lights which was not functioning for years).
4. Series of workshops at various colleges was held with close linkages with industry mentors and experts to build innovation through association (Such as seminars & workshops on android, oracle for O.C.A & O.C.P, embedded system, entrepreneurship, Wi-Fi technology, auto desk system, communication and presentation skill).
5. Use of social networking media (facebook) to build close and direct linkages with the students and faculty members of various colleges of GTU.

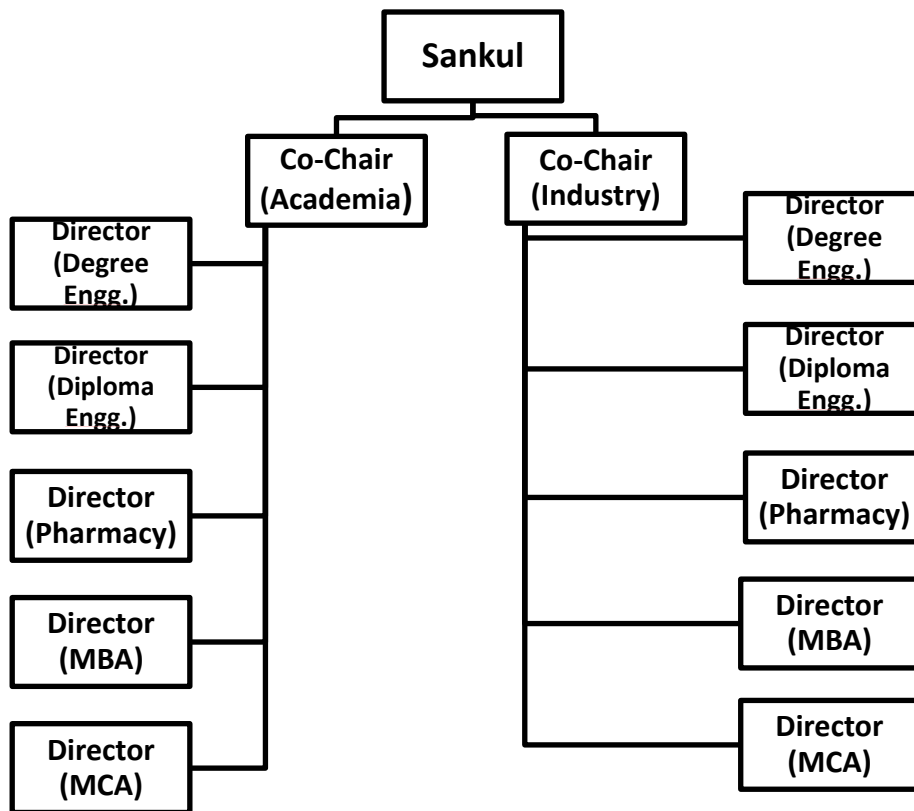
**COMPENDIUM OF EXECUTION PROTOCOLS FOR IDP/UDP AND ALLIED INNOVATION EFFORTS
ASSOCIATED WITH FINAL YEAR PROJECTS AT GTU**

6. Gujarat council on Science & Technology (GUJCOST) Gandhinagar has sanctioned few projects under the research scheme of “Student Sci-Tech Project Scheme”
7. An Ecosystem of close linkage between industry and academia built at various clubs by which industry mentors shared their practical experience with the young techies.
8. Inter and Intra Sankul linkages of Sankul Co-chairman (Academia) at to build a sustainable relationships among and between the Sankuls which will foster the transfer of knowledge among the students and faculties.
9. Series of workshops on IPR held at various colleges, faculties and students were trained in the basics of IPR by the collective efforts of UDISHA Club members and Sankul Committees.
10. Inter College IDP competition held at various colleges to share the ideas and innovation and to motivate the upcoming pre final students to excel in their IDP, the unique IDP’s were awarded by the corresponding Sankul and UDISHA teams.
11. FDP sessions organized in the industry premises to train the faculties in the real life situations.
12. Several IDPs got industry and government recognition and were provided full support by the government bodies. (Surendranagar Nagarpalika is paying Rs. 3000/- stipend for the IDP projects of drainage line and water solution of Surendranagar.)
13. Arrangement of industrial visit on periodic basis so that student can get the advantage of practical knowledge and they can prepare road map for IDP/UDP.
14. Periodic meeting in nearby GIDC to strengthen the relationship with industries.
15. Converting feasible projects in to physical model under the special guidance of the faculty and planning for filling patent for the same.
16. Use of Green Technology for all internal communication with faculties and student, all the circulars directed to faculties and students uploaded on college website.
17. Small projects are assigned to second year students so that their capabilities can be increased.
18. Students are invited specially by industries for solving their problems and the industry not only promised to provide stipend for providing the solution but also promised to provide job to those students who are able to find a feasible solution.

GTU Innovation Council Structure



Sankul Structure



Guidelines as Suggested by the Council of Deans

The students are supposed to scout for IDP/ UDPs before commencement of first semester of the final academic year. The student will take review inputs from faculty member, who is/are to be his/her/their Guide for the project and submit/present a presentation in power-point and document, in the format of (<http://gtu.ac.in/udishapdf/IDPIndustryDefinedProject.pdf>). (In case of a UDP, students have to fill user's detail in place of details related to industry) within one month of commencement of semester. (Team/individual will submit a report on the problem/project to the HOD. The IDP/UDP is mandatory for all branches.)

1. Each team has to present their IDPs/UDPs/Projects in front of their whole class and all faculty members of corresponding branch within one month of commencement of semester. Then, till the end of semester, students group will have to work on actual project tasks. The student group will be regularly visiting industry/meeting faculty guides as per time allotted in the time table, and will submit biweekly (as per college) progress reports to guides/mentors/ industries/college.
2. Colleges may invite other experts including industry persons; Sankul Co-Chairs /Directors of Sankul/faculties during these presentations. All the presentations have to be stored and maintained by respective colleges and departments. IDP/UDP reports of all the branches of the college are required to be uploaded on GTU PMMS portal, and same has to be verified by respective guide/HOD/Principal.
3. If the guides/HODs find during the presentation that the IDPs/UDPs are not suitable or is a repetition (done exactly the same thing in same manner before) or having not sufficient authentication about the industry who has provided the projects/problems, the teams may be asked to resubmit new definitions/value added definitions within 15 days. (The weightage is to be given based on the innovativeness of concept, originality of the concept and the usefulness of project)
4. If IDP is not of the required level, students may be asked to work on a UDP, defined by a faculty member.
5. The number of students per team for a project has to be decided by the college/ department/ project guides. (In specific cases the guides may allow inter department projects after mutual consent of both the department heads.) Team size should always depend on the size of the projects and required man-hours to implement the defined work.
6. Each team has to present (in report) their literature survey/prior art survey/ Patent Search & Analysis Reports (PSAR) of their ideas while presenting their IDPs/UDPs. If they are adding value to any existing product or process they might suggest the frugality/cost benefit or benefits to any common user or to any SMEs (Small and Medium Enterprises) through their IDPs/UDPs.
7. The teams have to be evaluated based on the credits as decided by university.

**COMPENDIUM OF EXECUTION PROTOCOLS FOR IDP/UDP AND ALLIED INNOVATION EFFORTS
ASSOCIATED WITH FINAL YEAR PROJECTS AT GTU**

8. The internal evaluation of the IDPs/UDPs during 7th and 8th semester is to be done through continuous evaluation process at each department of respective colleges to gauge the efforts of students. The teams are supposed to keep their industries/users informed about their progress. The continuous evaluation/presentation is to be done once in a month/bimonthly as decided by the colleges. Departments may invite industry mentors to presentations and the opinion of industry mentors may be taken into account by internal guide for internal evaluation.
9. The industry guides/any other experts, who have helped in IDP/UDP may be invited to address students about the innovations adopted/needed by them during these presentations or in given time frame in the academic calendar for project.
10. While submitting the IDPs/UDPs as individual or as an individual/team has to submit a self-declaration form in the given format about the authenticity of the IDP/UDP to ensure that the project is being developed with the help of their guides (external/internal). **The Head of Department and internal guide must not accept ready solution, prepared by a third party and presented by a student/team of students.** In such scenarios the internal guide/Head of Department may cancel the project, at any stage, if proper justification cannot be produced. (A record of such scenarios is to be maintained at the department for reference of GTU)
11. The hard copies of the IDP/UDPs forms with self-declaration form (signed) is to be kept as record of the corresponding department of the corresponding colleges. (The soft copies is to be submitted to GTU according to the given format online after presentations/evaluation as part of final project report)
12. All student teams are must require to register and complete all tasks on PMMS portal during both semester, the same has to be properly reviewed by respective guide/HOD/ Principal. After which all students are must require to generate completion certificate and same has to be attached with their project report along with signature from their guide and respective HOD.
13. For Industrial Shodh Yatras (ISYs) Steps & Final Year Projects follow the steps as mentioned under “Four-Step Process for Defining a Final Year Problem Statement” part of this guideline document.
14. Kho-Kho model (relay) of projects can be allowed where a semi-finished project done by the previous year’s students, at a particular department, can be adopted by the students of the next year.
15. Students who are working on projects related to VISHWAKARMA YOJANA, have to work as per instructions from their guide to cover all project activities.

The Process for Approval of the Project Definition

The process has been validated by a team of council of deans and faculty members from some of the colleges, affiliated with GTU.

http://www.gtu.ac.in/circulars/14Jul/07072014_01.pdf

The Process to reject the project definition and to ask a student to work on another project, if it's below permissible level has been defined through a six-point criteria.

Introduction: GTU is committed to ensure that every single final year project brings impact to a satisfactory level after year-long efforts of students. Every final year project is required to be innovative. It should not be repetitive or copied from previous projects. If the project definition, submitted by a student or a team of students, is found to be below expected quality, then the guide and HODs may ask the team to submit a new project with better possibilities.

During final project examination, many students are not able to get through the examination of the project. To avoid such issues, each team needs to carefully select the project definitions, do sincere efforts and make efforts to solve the proposed challenges. The faculty member, guiding the students, needs to ensure that the team of students under him does genuine efforts throughout the year.

The Process:

The students must meet and discuss the definition of their final year project with the faculty member-guide and get his approval by verifying to see that the following parameters:

1. The proposed project quality should be up to the status of a BE final year project quality.
2. The project should not be a conventional project and colleges can check past year projects at <http://projects.gtu.ac.in/> or <http://gtuelibrary.edu.in/ICSearch.aspx> or at <http://www.techpedia.in/search-projects> or through any other sources.
3. The project should not be a purchased/3rd party developed project.
4. If the project is being carried forwarded from previous years then it must add substantial value to the previously done work on the project.
5. The project should be novel, original and having a possibility of good impact if the proposed solution get implemented.
6. Even if student claim it to be an IDP, it should not be based on industry whose main objective is to make final year project and give it to students. [1. Businesses or industries having no concrete product/service delivery track record 2. Institutes, which are mainly in the business of giving training or providing coaching on various technical skills within or outside syllabus 3. Vendors/Institutes which make prototypes of various concepts and

**COMPENDIUM OF EXECUTION PROTOCOLS FOR IDP/UDP AND ALLIED INNOVATION EFFORTS
ASSOCIATED WITH FINAL YEAR PROJECTS AT GTU**

demonstrate to students as a part of training to serve their academic needs]

7. The total EXAMINATION timing PER TEAM will be approximately 20 minutes including Presentation & Viva. Presentation has to be via PPT, preferably.

After the faculty member-guide, it is required that the team makes a presentation before an expert team and gets its approval. If majority of the team thinks that the proposed project is not appropriate for a BE/DE project, the Expert Team can revoke the project and ask the team of students to resubmit a new project definition within a stipulated time.

The expert team may comprise the faculty member-guide, a minimum of one expert faculty in the college other than the guide. It will be appreciated if the HOD of the department can invite one external genuine industry expert to join every expert team for reviewing the projects. *(For identifying the industry expert, the HOD may consult the Co-Chair (Industry) of the College's GTU Innovation Sankul)*

The University has provided for a number of hours every week for the project and the Faculty Member-Guide is required to monitor the progress of the teams of students, he/ she is guiding regularly every week. He/ she has to ensure that during the whole of the year, the team is regularly working on the project every week. He/ she also has to ensure that the team keeps the industry-mentor, if any, in active loop.

Self-Declaration (by Student/students) of each IDP/UDP

SELF-DECLARATION (by Student/students) of each IDP/UDP

(This has to be attached along with IDP/UDP report, while submitting the copy to university through PMMS portal and to departments in hard copy)

SELF - DECLARATION (by Student/students)

I/we

_____ (Name of student/students), the student _____ of Branch, having enrolment number _____ enrolled at _____ (college name)

hereby certify and declare the following:

1. I/we have defined my/our project based on inputs at _____ (users name/industry/any other user like faculty or any other organizations) and each of us will make significant efforts to make attempt to solve the challenges. I/we will attempt the project work at my college or at any location under the direct and consistent monitoring of _____ (guides name/industry/user). We will adopt all ethical practices to share credit amongst all the contributors based on their contributions during the project work.
2. I /we have not purchased the solutions developed by any 3rd party directly and the efforts are made by me/we under the guidance of guides.
3. The project work is not copied from any previously done projects directly. (Same project can be done in different ways but if it has been done in same manner before then it may not be accepted)
4. _____ (Name of industry/user/self) to the best of my knowledge is a genuine industry engaged in the professional service/social organizations.
5. We understand and accept that he above declaration if found to be untrue, it can result in punishment/cancellation of project definition to me/we including failure in the subject of project work.

Name/Names:

Contact number/numbers:

Date:

Sign:/signs

Place:

What experts are expecting from students, who are carrying out project

Reference: old.gtu.ac.in/circulars/14Jul/25072014_01.pdf

“When you solve a real life challenge you not only become better engineering student but also you become a better human being “-

Prof Anil K Gupta, Executive vice Chair, National Innovation Foundation
(<http://www.nif.org.in/>), Member National innovation council

It is the process of doing, where all the learning happens.

As always, let us explore our world on campus and find where the excitement lies. The answer is obviously going to be "Canteen". So let us travel to the canteen and listen to what is going on there: "Arrey yaar, aaj to meri vat lag gayi. Maine apne haato se, apna dimag ladake ek robot banaya. Jab sab ko dikhane gaya to woh to chala hi nahi!" LoL!!!! Scene No. 2: Let us look at another take on the same theme: "Yaar, aaj to project submit karvana hai aur maine to baazar me inquire kiya to woh to bohot mehanga hai. Ab kya karu?" Scene number 3, 15 years later: "Hey met how are you? Did your robot finally work?" Nobody (and that includes you) is going to remember the project of Scene No.2 at any point of your lifetime. In fact you will look back at scene 2 with guilt, with a sense of how much you missed when you bought a ready-made project. So choose today to fulfill your dreams for tomorrow. More than the finished product, it is the process of doing, where all the learning happens. Remember the odd cricket ball you threw, the kite that you flew? Would you cherish the memory of the flying or the mere watching of someone else flying the kite? Happy tinkering. Let your imagination flow. Find a real problem in an industry.

Hope to see you 15 years from now, to share your memories of what worked and what didn't, in your project. For, believe me, this one experience is going to be your life transformer.

Dr. Rajul Gajjar, Vice Chancellor, GTU

Way to the Project

The project may be analytical or computational or experimental or combination of them based on the latest developments in the area of interest. You can apply idea into application through experiments and/or simulation. It will also help you to decide the topic for further research work in your life. Through the project, you are supposed to learn more than one or all of following attributes.

COMPENDIUM OF EXECUTION PROTOCOLS FOR IDP/UDP AND ALLIED INNOVATION EFFORTS ASSOCIATED WITH FINAL YEAR PROJECTS AT GTU

- Problem formulation techniques
- Analysis techniques of published data
- Identification of scope and objectives of research work
- Techniques for the design of experiments
- Associated administration for project work
- Development of compilation skill
- Writing skill & Presentation skill
- Technical Paper writing
- Report preparation techniques
- Fundamentals, information, reviews & in-depth knowledge in the desired area

It is worth noting that for any placement interview after graduation, the interviewer mainly focuses on BE project and so with paid project you will suffer a lot.

- **Dr N M Bhatt, Director, Gandhinagar Institute of Technology**

A big & radical change usually begins with a small genuine idea

The university brings you this huge opportunity to make your mark at the industrial world, by unleashing your creative and fresh skills, while you are still connected to your institute with theoretical & technical support! A big & radical change usually begins with a small genuine idea, expressed as a project document. A novel project has always drawn attention of the industries. Historically, the list of success stories features such creative project idea providers.

I strongly urge all you final year students to make this huge opportunity count by carrying out a novel and meaningful project during this crucial final year. I am sure you will refrain from all pseudo project concepts and purchased projects, for, it can NEVER create the difference that a genuine idea can! Wish you all the success!

- **Prof. P.C. Vasani, Principal, Lukhdhirji Engineering College, Morbi**

Magic Spell of the successful project with good score – “search innovative project during summer break June-July within surrounded industries “

The career opportunities are primarily based on the project innovations.

On completion of six semesters, students have to work on project in three parts:

1. Students have to search innovative project during summer break June-July within surrounded industries, faculty expertise or exploring international contact (GTU is giving

COMPENDIUM OF EXECUTION PROTOCOLS FOR IDP/UDP AND ALLIED INNOVATION EFFORTS ASSOCIATED WITH FINAL YEAR PROJECTS AT GTU

opportunity for the possibilities of student's international experiences in Canada, USA, Germany and UK Universities).

2. During 7th semester student have to identify the project, define IDP/UDP, start literature survey, patent survey and prepare the preliminary model to start investigations.
3. During 8th semester student prepare the prototype test for investigation, establish the results, conclude the innovations, attempt for publication and patents.

College and faculty needs to promote this exercise to identify the project with a novel idea among students. If student does the above exercise successfully to work on a novel innovative project, scoring the project evolutions is the primary advantage, along with the job opportunities.

- **Dr K N Mistry, Dean, Faculty of Engineering, GTU and
Principal, GIDC Degree Engineering College, Abrama, Navsari**

Don't go for purchased projects or paid projects.

Today's India is fast emerging as a destination for world class Research and Development Centers and Innovation hub. Young friends, these are the signs of even a brighter tomorrow for India and its people. You must, therefore, be highly excited to make your own contributions to the growth and development of India of your dream. At SAL Technical Campus, we have a tradition of nurturing leadership qualities alongside developing capabilities to challenge the state of art technologies. This we do by inspiring you to involve into a whole lot of innovative projects being pursued by the inspired student community under the guidance of their faculty mentors. Don't go for purchased projects or paid projects.

Let you empower yourself with the Wings of Knowledge and Power of Innovation and with this Empowerment imbibe an attitude akin to a positive and proactive thinking, caring concern for men and nature and above all, an eagerness to serve and excel in your chosen domain of activity throughout your lifetime.

- **Dr.Rupesh P.Vasani, Principal, SAL Institute of Technology**

"There is no shortcut to success and no alternate of handwork"

Of all the new ventures and initiatives taken by Gujarat Technological University, according to me, the most beneficial policy/implementation directly applicable to students is that of IDP (Industry Defined Problem). The industry complains about less employability of engineering graduates, whereas the students crave for practical industrial exposure to reinforce their theoretical knowledge. GTU has done an awesome task by solving, these complementary problems by bridging them through IDP. Students solving industrial problem- a widespread trend in the developed countries. It's like an crude diamond, whose value have not been realized, due to the ignorance on the part of students about its innumerable benefits like industrial exposure, developing practical skills, creating rapport with industry, beneficial for placement, grooming of technical skills and many more....

COMPENDIUM OF EXECUTION PROTOCOLS FOR IDP/UDP AND ALLIED INNOVATION EFFORTS ASSOCIATED WITH FINAL YEAR PROJECTS AT GTU

The students who prefer to put “old wine in new bottle” by just copying earlier works are actually keeping themselves deprived of this wonderful opportunity.

So I would like to personally request all the students to take a taste of IDP/UDP and experience its rich harvest. Best wishes.....

- **Dr. Sachin Parikh, Principal, V.V.P. Engineering College, Rajkot**

Don't be afraid of failure

The genuine efforts from Diploma engineering students will only be appreciated in terms of the awarding marks/grade for IDP/UDP. **The students should observe real life problems of the industries/ organizations in their surroundings. Take it as a challenge and provide innovative solution. Don't be afraid of failure as it is the policy of GTU to appreciate failure even if it is full of efforts, if it is a great learning experience which is more than success and if it is full of genuine and innovative efforts.** The copy/paste of ideas/circuits/models/projects are not going to be considered as great work, on the contrary the student may be at loss in getting marks/grade at the time of evaluation Your genuine innovative effortful work can be a great support to your surrounding as well as to you as a student which may help in transforming your career into top gear as an engineer. Be genuine in work - don't Copy, trust yourself and your capacities.....you will surely come up with miracle.

- **Dilip Ahir, Associate Dean- GTU-Zone 4, Group of colleges**

A project which can be patented

The final year under graduate program is to show the ability of the students to apply his/her knowledge in the domain to create an outstanding engineering product with an innovative concept. The students must put all efforts for bringing an engineering product in the form of his/her project with the support from industry professionals, GTU innovation council, Institute and faculty members which can be patented.

- **Dr. Axay Mehta, Director, Gujarat Power Engineering and Research Institute**

Say NO to plagiarized projects

It is of prime importance that each student of final year will do IDP/UDP with great enthusiasm and integrity. The idea of giving so many man hours in the university curriculum for this purpose itself speaks about its importance and the value addition it has to the overall development of the student in terms of ideation, observation power, conceptualization, identification of technical rigor, time

management for desired outputs, analyzing practical results, application of theoretical considerations and presentation skills. All these values are lost when a student purchases projects from so called 3rd party providers who are playing with the careers of students. I would strongly suggest to all students to refrain from such activities. These plagiarized projects should be rejected by the university.

- Dr Praful Bharadia, Principal & Academic Co-Chairman, Mehsana Sankul, Saffrony Institute of Technology

Innovate something to leave your own signature in the end.

As students final year project is for one year duration but as a future engineer it is for lifetime. So, let us take this challenge with great sincerity and commitment that you will innovate something to leave your own signature in the end.

Project Milestones: ShodhYatra ---→ Problem ---→ Patent Search & Review ---→ Objectives ---
→ Innovation ---→ Product ---→ Patent ---→ Enterprise

- Dr. R G Kapadia, Principal (I/C), Mechanical Engineering, Shri S'ad Vidya Mandal Institute of Technology, Bharuch

Trying for solutions of industry problems, you can learn a lot.

I am very happy to inform you that you are on the verge of completion of your bachelors of engineering within a short time (one year). As on current status of educational system there is a lot difference between our syllabus and industry needs or challenges. Through IDP, you can observe the working conditions in industry and their problems. By trying for solutions of those problems, you can learn a lot about the field. But please make sure that this genuine way is little longer and tougher, but there is no any shortcut of any success path. We can provide you IDP / UDP topics in our/any college, if you are not in a position to find out or get permission for IDP work. I humbly request you all too please do your own work and get success in life.

- Dr. V M Patel, Principal, Shanker Sinh Vaghela Bapu Inst. of Technology

Select the project of your self-interest and industry requirement

As Steve Jobs has rightly said “Stay Hungry, Stay Foolish” is true for final year project. There are some simple things one has to keep in mind for selection and implementation of their project. Select the project of your self-interest which must synchronized yourself with industry requirement and in turn creates job opportunity. At the end of the day market your project by national and international

exhibitions show casing, showing to industry expert and by use of social media. All the Best

- **Dr. Mitesh Popat, Principal, Sanjaybhai Rajguru College of Engineering**

Take a novel idea by literature survey and make a real life useful project

The project will make it easy for you to smooth out the transition from academic to professional environment. The project made in one year, giving everything that you have and understanding everything that you utilized, would give you a sense of self satisfaction and would increase the confidence within you.

So I suggest you that take a novel idea by literature survey and make a real life useful project that gives you a sense of belonging ness of that project.

- **Dr. Ashish M. Kothari, Assistant Professor, Atmiya Institute of Technology & Science, Rajkot**

You can get a job at the same place where you have done your project.

The jury from past experience always comes to know that whether it is a 3rd party project or you have done on your own... If you are doing your own project, You learn to work in a team, share responsibilities, meet time deadlines of your guide, go to different places for getting the material, visit industries & interact with Senior Engineers, prepare reports, etc.

If you are into Computers / Software, you will inevitably get a job at the same place where you have done your project.

Determining by what process the work will be carried out; planning the detailed phases of the project; adopting one or more design methodologies; analyzing requirements; using (or constructing) tools; construction of one or more art efacts (hardware, software, document); evaluating your solution to the problem; reporting on your work.

- **Prof. Shabbir Ghadiali, Head, Department of Training and Placement,
Sarvajanik College of Engineering & Technology**

Suggested Format of IDP/UDP Report

Project Report (a spiral bound hard copy) - It is required to be a report of the work, done by the team of students during the academic semester/year. The Report is to be submitted whether the project has been completed successfully or the work is going to be carried out by next semester/year students.

Basic format and requirements:

Paper must be White Royal Executive Bond, 85 gsm Paper of A4 size only.

One side Laser Printing: Entire Report either Black or Colour
(Title & Certificate must be in Colour)

Line Spacing: 1.5

Printing Margin: 1.25 inch Left Margin
1.0 inch all Side Margin (Top + Bottom + Right)

Font: Times New Roman **only**

Font size: (Text should start from next line after Title)

MAIN TITLE: 18 BOLD UNDERLINE (Alignment: Left) (Title Case)

SUB TITLE: 14 BOLD UNDERLINE (Alignment: Left) (Title Case)

MATTER:

12 Normal (Alignment: Justify) (Title Case)

- Figures must be with outside border & in centre of whole margin. All details in the Figures must be **clearly readable**.
- Write figure number at the bottom of figure, **E.g. " Fig. 5(a)"**, followed by title of figure in title case.
- Throughout text figure must be cited as "Fig.5 (a)".
- Write table number at the top of table, **E.g. "Table 1"** : followed by title of table in title case
- All paragraphs must start **without** 'tab'.
- **Unified line** spacing between paragraphs.
- Start new chapter from new page.
- No blank area at the end of each page except last page of chapter.
- All **equations** in the middle of line with equation no. at the end of line within small brackets, **E.g.(2)**.
- **No dots** between equation and equation no. space before and after equation sign.
- Chapter heading must be identical for each new chapter as shown below.

Guidelines for Final Year Project Report: The Project report should have following components:

First Page	Title of the Project, IDP/UDP project, Name and Id. No. of the Students who have worked for the project, Academic year, Name of Industry – if it is an IDP Project, Name(s) of Industry and faculty guide(s).
------------	---

**COMPENDIUM OF EXECUTION PROTOCOLS FOR IDP/UDP AND ALLIED INNOVATION EFFORTS
ASSOCIATED WITH FINAL YEAR PROJECTS AT GTU**

Next Pages	Index
Next Pages	<ul style="list-style-type: none"> • Acknowledgements • Certificates from college (Suggested Format) • If you have done an IDP, and if the industry finds the solution useful kindly attach certificate of proof of your claim and attach along with the report. Ask the industry to precisely mention what benefit they got from your solution implementation in the company letterhead. • Certificate generated from project site for Completion of all activities at PMMS portal of GTU. (Only for BE) • Certificate obtained from the Plagiarism checking software. (Only for BE)
Chapter 1	<p>Title : Introduction</p> <p>1.1 Problem Summary (What exact problem are you trying to solve?) and Introduction,</p> <p>1.2 Aim and objectives of the project</p> <p>1.3 Problem Specifications</p> <p>1.4 Brief literature review and Prior Art Search (PAS) about the project. [It should include Web search/research publication, User feedback, Vendor/market search, Patent Search (Do not attach the whole PSAR report, mention just one page gist/summary)].</p> <p>1.5 Plan of their work</p> <p>1.6 Materials / Tools required.</p>
Chapter 2	<p>Design: Analysis, Design Methodology and Implementation Strategy. (Only for BE)</p> <p>Explain your work including Observation Matrix, Ideation canvas, and Product development canvas in the context of your project. For better understanding about these canvases, you may refer:</p> <p>https://drive.google.com/file/d/0B4DgcqHvqySbMDZiN1VsQ05Edmc/view?usp=sharing or</p> <p>https://drive.google.com/file/d/0B4DgcqHvqySbNVF3d3RCMFM1Szg/view?usp=sharing (Explain every step in the above canvases with your own narration based on your understanding and inferences. Also attach the photocopy/image of your canvases in A4 equivalent size).</p>

**COMPENDIUM OF EXECUTION PROTOCOLS FOR IDP/UDP AND ALLIED INNOVATION EFFORTS
ASSOCIATED WITH FINAL YEAR PROJECTS AT GTU**

Chapter 3	Implementation: Should covering actual implementation, Results, Reports, Snapshots, Testing and Verification.
Chapter 4	<ul style="list-style-type: none"> • Summary of the results. Advantages of your work/results/methodologies. Usefulness with respect to existing solutions. Scope of future work. • Benchmarking your project with existing product/services or solutions. Mention the unique features of your innovation/project (IDP/UDP).
References	In the alphabetic ascending order Citations to be provided throughout the Report.
Appendix	<p>Apart from above listed items, project report will also include below information (as an appendix to project report), submitted/generated via project management site: http://projects.gtu.ac.in/ . These have to be represented to external examiner as well.] (Only for BE)</p> <ul style="list-style-type: none"> • Copy of four Periodic Progress Reports (PPR) as submitted by each student, along with guide comment on it.– For both semesters. • Patent Search & Analysis Report (PSAR) as submitted by each student, along with guide comment on it.– For semester 7 ONLY • Design Engineering canvases: AEIOU Summary, Empathy Summary, Ideation, Product Development and its report generated in line with the existing project.– For semester 7 ONLY • Business Model Canvas (BMC) and its report generated in line with the existing project. – For semester 8 ONLY • Draft provisional patent filling forms generated during Patent Drafting Exercise (PDE). – For semester 8 ONLY • Copy of paper published on the basis of this Project / Patent filed (if applicable). (Kindly attach any paper you have published based upon the work related to your project in any national/international conferences.) – For both Semesters

NOTE:

- ***This is a sample format, any college may amend this format based on the need, but it has to ensure that all above listed items must to be included in project report.***
- ***The project report copy which is to be uploaded on project site, need to include above items.***

The project reports have to be submitted to departmental HODs of student's College/ Institution in spiral bound or hard copy before the practical/Viva-Voce examination. In absence of the project guide

**COMPENDIUM OF EXECUTION PROTOCOLS FOR IDP/UDP AND ALLIED INNOVATION EFFORTS
ASSOCIATED WITH FINAL YEAR PROJECTS AT GTU**

in any unavoidable circumstances HOD/suitable authority/other faculty members can sign on the certificates.

For BE: Further the complete project report needs to be uploaded in soft copy to the GTU web portal specially designed for this purpose: <http://projects.gtu.ac.in/> (Every team needs to ensure completion of all tasks at project portal)

NOTE:

- *For BE: No student/college has to submit any hard bound project copy/CD to GTU, as GTU will receive the data from student's profile in PMMS portal. Every College may preserve project data of all students/teams in a soft copy on a CD rom for further record.*
- *For Diploma student/college is required to submit projects via CD to GTU.*
- *Students who are working on projects related to VISHWAKARMA YOJANA, have to work as per instructions from their guide to cover all project activities.*

Students need to submit two copies of their project report in spiral bound as follows:

1. Student Copy
2. Guide/Department/College Copy

Suggestion for Evaluation of Projects (For Internal & External Examiners)

In order to justify the attempts of the B.E. Semester 7th & 8th students for their first ever attempt to implement IDP/UDP at GTU, Faculty members and external examiners are requested to refer following suggestions for evaluation of Project.

- Students are to be evaluated for their innovative ideas, however small, it can be and not for size of the project. A semi-finished project done properly with innovation may fetch more score than fully finished ordinary project works.
- Basic understanding of student for project and related methodologies for its implementations need to be analysed, using your expertise. “Learning by doing” is the mantra for the students, so please evaluate the learnings of the students rather only evaluating the final outcomes of the projects. If they followed the process properly, then the outcomes must be better. Encourage students to take risk by celebrating failure of the students in projects.
- In case of students, who have fully implemented their project in B.E. they are to be encouraged. Also discuss future scope of update/modifications to current project, which can be taken up in coming academic year by upcoming batch of students.
- If project is not fully implemented, you are requested to provide inputs for their future implementations and availability of various sources to help them.
- If students have not reached to significant level in project then please analyse the causes for the same and report to university in feedback form for the Project, with your comments.
- Students are required to show case a proto type/proof of concept of their efforts in contextual branches in possible cases depending upon the feasibility and cost.
- Both external and internal examiners are required to evaluate students for final year project examination with equal weightage.
- Industry mentor from particular project or mentors from industries related to the area of project may be invited for final project examination nominated by council of deans.
- Examiner is required to note specific innovative projects during examination and mention in feedback from which are useful to MSMEs, particular user or society in large. University will recognize such innovations and appreciate the efforts of the teams to encourage them and the coming generations.
- If the team has taken projects from any user like industries, expert faculty or similar sources verify the joint efforts of students and see whether students have interacted with them and documented the works properly throughout year.

Final Year Project Fair

Reference: files.gtu.ac.in/circulars/16Apr/16042016.pdf

At GTU, every degree engineering College/Institute and every polytechnic is required to organize a Final year Project Fair.

The Fair will provide to every final year student the opportunity of show-casing his/her or the team's work during the year either through the working project and/or through posters of the project-work.

Guidelines:

1. **For each branch/department:** A team of experts, having a good mix of Senior Professors from the same college, the neighboring colleges and experts from the industry, should be invited to judge these projects at the fair and to choose the best three from each branch/department.
2. Every branch/department should also compile a list of projects in which the proposed solution /innovation/project is being implemented or is going to be used by industry/SME/User.
3. This fair should be open to all the students and the faculty of the college and all the neighboring industries. An open invitation may also be announced through the web-site of the institution so that parents of the students, alumni and any other citizens may be able to visit the fair.
4. The fair should be announced at least a week in advance.
5. The college/institute should encourage a team of pre-final year students to work for organizing the final year project fair. Besides other things, the team should invite prominent persons from their sankul, from industry and from their area.
6. Term work marks for participation in the Fair: Participation of every final year student in the fair should be considered a necessary part of the term work. 25% of the marks of the term-work may be allocated for it. The faculty member, who is guiding the project, jointly with another faculty member, appointed by the Head of the Department for the purpose, should allocate the marks. *(If a college/institute/polytechnic has already conducted such a fair during this semester, every student group may be asked to make a presentation before its class for allocation of the marks.)*

The list of the best three projects of each department, selected by the committee, should be compiled and sent to GTU through mail immediately after the Fair is over by the college authority, along with the report /work done by the department/college for successfully organizing the fair.

Report to GTU:

All colleges are required to send the report via email to following E-MAIL address s4@gtu.edu.in and cic3@gtu.edu.in :

**COMPENDIUM OF EXECUTION PROTOCOLS FOR IDP/UDP AND ALLIED INNOVATION EFFORTS
ASSOCIATED WITH FINAL YEAR PROJECTS AT GTU**

1. The list of the best three projects of each department, selected by the committee
2. The compiled list of projects in which, the proposed solution/innovation/project is being implemented or is going to be used by industry/SME/User.
3. A report of the project fair, with feedbacks from participants (students, faculty members, industry persons and others). Please mention the title of the mail as “Final Year Project Poster Exhibition @ Name of college/Institute/Polytechnic”.

**Note:*

(i) A College/Institute/Polytechnic may adjust the date according to the requirements of the industry partners (a) who are working with the College/Institute/Polytechnic on the IDPs and (ii) those, who are associated with the College/Institute/Polytechnic in its Sankul (GIDC) Committee. (ii) If a College/Institute/Polytechnic has already conducted such a fair during this semester, it need not do so again. But a detailed report of the activity needs to be submitted to the university at gic@gtu.edu.in .

Degree Engineering

Action Points for Colleges/Institutes and for Students

Weekly schedules for various phases of project activities

Reference: http://files.gtu.ac.in/circulars/16Jun/21062016_01.pdf

Sr.No.	Phases	Key Activities	Time Line (in week)
1.	<p>Phase-1</p> <p>Pre IDP/UDP Exposure program</p>	<p>(a) Explaining the students about IDP/UDP lifecycle and necessary awareness</p> <ul style="list-style-type: none"> ✓ Colleges/departments need to explain/revise entire innovation process based on Design Thinking, basic idea about IDP/UDP lifecycle, necessary steps needed and other guidelines ✓ Arrange such exposure program for 2 days of first week of semester by department/college and explain various interventions by University toward final year IDP/UDP. ✓ Briefing about innovation value chain and various aspects about innovation and its impact so that students can innovate through their final year project. 	1 st week of semester
2.	<p>Phase-2</p> <p>Industrial Shodh Yatra (ISY)</p>	<p>(a) Scouting for the Problem</p> <ul style="list-style-type: none"> ✓ Selection of Domain /Industries /Area of Interest for Project ✓ Observation/Studying the products or processes for selected domain to find out unmet needs of users ✓ All activities via AEIOU and similar framework for the observation activity. Empathization process around particular challenges to figure out project definition. ✓ Discussion of experience of ISY with faculty guide and other groups. ✓ One should allocate enough time for Observation/field work to empathize user well ✓ Prepare AEIOU, mind map and Empathy map for the insights gained from field work 	2 nd to 5 th week

COMPENDIUM OF EXECUTION PROTOCOLS FOR IDP/UDP AND ALLIED INNOVATION EFFORTS ASSOCIATED WITH FINAL YEAR PROJECTS AT GTU

Sr.No.	Phases	Key Activities	Time Line (in week)
		(b) Secondary Research/Prior Art Search (PAS) ✓ Search for patents and other related literature for selected problem (PSAR) ✓ Literature review/Web search/research publication ✓ User feedback ✓ Vendor Search/Market Search ✓ Analysis of existing Technology Start-ups (University will further share data with departments to help this)/Trend analysis	6 th Week
		(c) Problem Definition ✓ Identification of problem/s related to selected domain through Diachronic and Synchronic Analysis and similar design thinking approaches. ✓ Defining the Problem Statement from all above exercise (on the basis of Observation and Empathy of user) Empathy summarization. ✓ Frequent interaction with faculty guide with multiple iterations is required. ✓ Try to define the exact challenge in the user's context/problem context/socio ecological context etc. ✓ Look for various alternatives as solutions in different combination of material, method and application.	
		(d) Registration of problem statement, team etc. into online PMMS tool	

COMPENDIUM OF EXECUTION PROTOCOLS FOR IDP/UDP AND ALLIED INNOVATION EFFORTS ASSOCIATED WITH FINAL YEAR PROJECTS AT GTU

Sr.No.	Phases	Key Activities	Time Line (in week)
3.	<p align="center">Phase 3 Ideation and project planning</p>	<p>(a) Implementation Strategies Selection of Proper Tools/Techniques for Implementation, project planning for the IDP/UDP with clear mile stone.</p>	<p align="center">7th to 10th week</p>
		<p>(b) Ideation Process</p> <ul style="list-style-type: none"> ✓ Preparation of ideation Canvas (for exploring innovative idea for Problem Statement) ✓ Ideas need to evaluate with faculty guide and industry mentor. ✓ Ideas should be presented in drawings/sketches/mock ups (can be made from thermocol, paper, clay or any other materials to simulate and check primary concepts) ✓ Think about solutions/ideas for different context, geography, demography, usage around the same challenge or similar. ✓ Look for any incremental innovation either in form, feature or function related to your challenge if it can satisfy the need or check for any altogether disruptive idea to serve the purpose. 	
4.	<p align="center">Phase 4 <i>MVP-1</i> (Minimum viable Prototype Development) Proof of Concept Stage</p>	<ul style="list-style-type: none"> ✓ Define and discuss aspects of product/process like Form, Features, Functions, Components/ Parts, Material, Manufacturing Processes etc. via Product Development Canvas ✓ Technical knowledge acquisition to implement the project. ✓ Actual efforts for making the proof of concept ✓ Phase 3 and 4 will be iterative so that one can develop better proof of concept after critical insights from earlier stage and vice versa. 	<p align="center">11th & 13th week</p>

COMPENDIUM OF EXECUTION PROTOCOLS FOR IDP/UDP AND ALLIED INNOVATION EFFORTS ASSOCIATED WITH FINAL YEAR PROJECTS AT GTU

Sr.No.	Phases	Key Activities	Time Line (in week)
5.	Phase 5 Potential customer validation/User feedback and implementation	<ul style="list-style-type: none"> ✓ Team need to validate MVP/product/process through Customer/User. ✓ On the basis of the feedback from User team will work on Redesign/ Reject/ Retain phase. (Iterative Process-can be repeat several times depends on feedback) ✓ To make working prototypes wherever possible or at least make those parts which are relevant to the innovation in priority. 	14 th week (Completion of 7 th Semester project work)
6.	Phase 6 Report making and real time PMMS updating with all Periodic Progress Report (PPR)	<ul style="list-style-type: none"> ✓ All groups need to submit their final project report in the format given by University by Term end. ✓ Real time updating in their project blog by each team and implement mentor's suggestions in real time basis throughout the semester. 	Till Term End
7th Semester IDP/UDP examination			
<p>N.B. Those students who will finish the projects in 7th semester need to implement all the steps of 7th semester first as mentioned above for their 8th semester projects along with the 8th semester project requirements as given below.</p> <p>If the teams would carry forward their 7th Semester project ahead to 8th Semester, then they need to follow the below given steps to take their project ahead and achieve the desired goal.</p>			
BE 8th Semester Project work:			
Sr.No.	Phases	Key Activities	Time Line (in week)
1	Phase 7 Project planning for 8 th Semester/implementation strategies	<ul style="list-style-type: none"> ✓ Planning for the project work with timeline and milestone for entire work in 8th Semester and execute them. ✓ Technical knowledge acquisition to implement the project. ✓ Actual efforts in taking the proof of concept to prototype stage. ✓ Frequent interactions with faculty guide/industry mentor/user with multiple 	During first two weeks of semester

COMPENDIUM OF EXECUTION PROTOCOLS FOR IDP/UDP AND ALLIED INNOVATION EFFORTS ASSOCIATED WITH FINAL YEAR PROJECTS AT GTU

Sr.No.	Phases	Key Activities	Time Line (in week)
		iterations are required.	
2	<p align="center">Phase 8</p> Business Model Canvas(BMC) & other product and market validation tool & Developing Minimum Viable Prototype (<i>MVP-2</i>)	<ul style="list-style-type: none"> ✓ This step will be performed to ensure that the research or project being attempted in the final year is in right track to meet its deliverables. The feasibility, viability and similar aspects will be tested while the ongoing project will still be going on to further refine the proto-type. ✓ Furthering the prototype after various iterations while implementing various feedback and insights obtained from BMC and other exercises. (For research oriented projects where BMC may not be appropriate student teams can skip BMC exercise) 	3 rd to 5 th week
3	<p align="center">Phase 9</p> Patent drafting exercises (PDE) & other IP & technology management related things	<ul style="list-style-type: none"> ✓ By this stage the proto-type of the final year project should be in consolidation stage. Various IP related tools and technology management processes to protect IP, improve efficiency and make it a user centric innovation will be done during this phase. 	6 th to 9 th week
4	<p align="center">Phase 10</p> Benchmarking your innovation and final product design	<ul style="list-style-type: none"> ✓ After all the nine steps/phases as mentioned above, the teams will iterate for different steps before making the final product. While developing the product the teams will implement their technical knowhow and compare the solution with near similar existing innovations by different user or market. ✓ Versions of prototype is essential with all details of iterations and modification (<i>there are more than 5000 prototypes have been made for vacuum cleaner before launching it to market, so every solution requires many iterations before final product.</i>) 	10 th to 12 th week
5	Final updates in PMMS , report making, online real time PPR	<ul style="list-style-type: none"> ✓ During this phase each team will check if they have updated all data through PMMS tool and finish necessary requirements ✓ College level IDP/UDP/Project Expo and award/appreciations to best ones in 	13 th and 14 th week

COMPENDIUM OF EXECUTION PROTOCOLS FOR IDP/UDP AND ALLIED INNOVATION EFFORTS ASSOCIATED WITH FINAL YEAR PROJECTS AT GTU

Sr.No.	Phases	Key Activities	Time Line (in week)
	submissions	presence of industry experts and mentors	
6	Working research paper/case study	✓ The working research paper/s could be based on actual work done by students in the project/start-ups related to similar technology/ technologies related to project/ trends in the subject /innovations/Patent analysis /any other analysis/Pedagogies related to their project or may be on actual Impact by the work.	Till term end
<p>Note:</p> <ul style="list-style-type: none"> • Students will be required to write small case studies/working research papers based on the insights of their research and project work in 7th and 8th Semester and present in college/conferences/seminars. (But it would be advisable to file a patent before it, if the research and project is unique and highly novel. In other cases they can go ahead with research publication directly.) The working research papers could be based on actual work done by students in the project/start-ups related to similar technology/technologies related to project/trends in the subject/innovations/Patent analysis/any other analysis/Pedagogies related to their project of 7th and/or 8th semester or may be on actual Impact by the work. • Each team pursuing BE has to make working research paper/s in 8th Semester and present it to jury in the college and university nominated experts. • GTU external examiners and internal guides (industry guide can also be invited) will review the working research paper/s during final year project examinations. Internal evaluation of such work can be done as a part of continuous evaluation of the project work. • Student teams can also present their papers in any other conferences during the academic year. If they have been accepted in high impact conferences, weightage should be given while making project evaluation by examiners for university examinations. • (A)Teams having filed genuine novel patent through GTU patent clinic or other ways, (B) students having published research papers in impacting journal/conferences/Seminars (C) Teams having built enterprises/start-ups based on final year project work or similar research will be given special certificates at the end of the academic year by GTU. • If any team of students feel that their project can fulfill the criteria of “Specialization in Technology Entrepreneurship “ program in GTU while doing their final year project or project through Design Engineering program then they can apply separately for the said program before commencement of 7th Semester. 			

Guidelines for BE Final Year Project IDPs/UDPs

Four-Step Process for Defining a Final Year Problem Statement

Reference: <http://files.gtu.ac.in/circulars/16JUL/14072016.pdf>

STEP 1: Scouting for the problem

(Within the period of summer vacation (one month), before start of semester seven)

STEP 2: Secondary Research/ Prior Art Search

(During first month of semester seven)

STEP 3: Problem Definition

(During first month of semester seven)

STEP 4: Registering onto PMMS portal by GTU

(Within six weeks of semester seven)

STEP 1: Scouting for the problem - The problem may be found by studying the products or processes of an industry through an **Industrial Shodh Yatra (ISY)**. A project based on such a problem is called an Industry Defined Project (IDP). *(As per details mentioned under **Point 1 and Point 3** in following pages)*

Student teams will be using **AEIOU framework** for the observation activity. *(As per details mentioned under **Point 4** in following pages)*

AEIOU stands for Activity, Environment, Interactions, Objects and Users. Hence every team needs to observe for these basic elements in their selected domain. This framework will help to decide unarticulated needs of users. Students need to go through the process of Observation, Immersion (role playing) and engagement (interview) to get their requirements for the projects.

STEP 2: Secondary Research/ Prior Art Search - Students team need to search for patents and other related literature for their selected problem statement to check the already existing ways to solve similar problem and to find out about existing similar innovations. The team needs to upload Patent Search & Analysis Report (PSAR) on the Project Mentoring and Monitoring System (PMMS) in due course. Please see the detailed description in this document about steps for secondary research/PAS. *(As per details mentioned under **PSAR activity** in earlier pages of guideline, and **Point 2** in following pages)*

STEP 3: Problem Definition - Final scouting through Diachronic and Synchronic analysis: After primary observations, the team of students shall perform Diachronic and Synchronic Analysis of the product/system/process being examined. *(As per details mentioned under **Point 5** in following pages)*

Every team of students needs to discuss their visit of Industries with the faculty guide and with other groups by using the diachronic and synchronic analysis methodology and by preparing images/charts/diagrams for explaining flow of ideas clearly. The problem statement, to be defined, shall be based on the user study and needs, role play, observation, empathy, primary prior art search and understanding of the macro system, etc.

By the process of observation, immersion and engagement *(As per details mentioned under **Point 4** in following pages)*

students would be able to understand the problem of industries/users whether the problem/possible innovation is in form, feature or function and/or material, method or application. After the observation, the perception of the team of students for the problems may change or even differ from the previous one. And from those inferences students need to define their final problem statement after iterative analysis again and again. Each team needs to frame a precise problem definition, after understanding all the necessary aspects of the problem.

Group discussion/presentation with faculty guide and other teams and stakeholders: After the industry visit, prior art search, diachronic & synchronic analysis and other design thinking practices, each team needs to discuss their activities and about their scouted challenges from industry with the faculty guide and other groups in the class. On the basis of further discussion and inputs, the team needs to define the exact problem statement for which they will be working during Final Year Project/IDP/UDP. Problem identification by the group members is overlapped by the problem identification by the user/s and the problem identification by the various stakeholder/s other than them. On the basis of all these inputs the final and precise problem statement is generated.

STEP 4: Registering onto PMMS PMMS (Project Mentoring and Monitoring System) portal by GTU: - Within first six weeks of semester seven, every team must register themselves through online portal called PMMS by giving the title of the project, the names of the team members and name of the Faculty Guide. For an IDP, the name of the industry and the Industry-Mentor for an IDP must also be specified. GTU has created this IT tool so that the mentors can work along with the faculty guides and students to help make the project better. This platform will also track progress and challenges in every 15 days and will keep the faculty guide, students, and the external mentors connected.

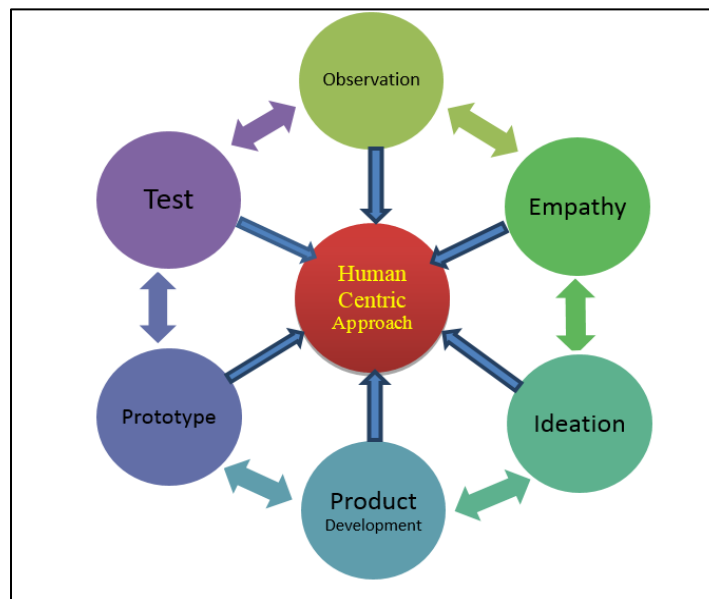
Point 1: Notes on Scouting for the Problem

STEP 1.1 Scouting for the Problem: METHODOLOGY OF DESIGN DRIVEN INNOVATION (DDI)

An engineer is a problem solver and as such he/she has to inculcate the process of thinking as a designer to develop new products or processes. Every team of students should use the methodology of Design Driven Innovation for their project. This Design Driven Innovation process is based on Design Thinking Approach.

“Design Thinking is a human-centered approach to innovation that draws from the designer's toolkit to integrate the needs of people, the possibilities of technology, and the requirements for business success.”
—Tim Brown, President and CEO of IDEO

Design Thinking can be applied to solve all kind of problems from the simplest to complex problems. Design Thinking is a mind-set that is possibility driven, Option focused and iterative. This can be divided into six interactive as well as iterative steps shown below. Each steps of design thinking involve rigorous and interactive efforts from defining a particular problem to deploy the solution in the market. Every step would involve iteration to check the idea/solution with the previous one to move forward.



Design Thinking - Human Centric Approach

STEP 1.2 Immerse: Role Playing

In this activity a student need to become the user and actually live their experiences. During this process the innovator needs to envisage him/her as the user of the desired product and identify, codify various needs from his/her perspective. During the immersion process, students and their

Guide can get insights about the non-codified and undocumented needs of the contemporary user/industry.

Being the user and primary problem identification:

The group shall be divided into two: Few members will be 'role-playing the users' and identifying the problems by first-hand experience and the rest of the group members will be video-graphing the interviews (primary users, secondary users, stake- holders, etc.) The group members that would be role-playing are encouraged to perform the function of users in the industry they had visited. For example, for problem identification in a steering wheel of a car, the group must learn how to drive a car and understand how the steering wheel is being used and in how many different ways it can be used. The members that would be video-graphing are to record the videos at high FPS (frame per second) to enable them to view the videos in slow motion at a later stage for reference and better understanding.

The other group members will interview the entire bandwidth of stakeholders. For example, while identifying the problems pertaining to the steering wheel, the stake holders would include the car manufacturer, distributors, mechanic, driver, owner, various vendors (leather, nylon, adhesives, etc), various people on the shop floor or assembly line that assemble the part into the car, etc.

A visit to 3-5 places would help the group identify the problem process or area along with identifying the minor deviations that are there in each factory to suit their individual needs. This also helps the group to understand how any process can be customized to suit needs and increasing either comfort of operation or final output. This also introduces the group to frugal innovations and its practices, that India masters.

Another technique of understanding the needs and persona of the user and the stakeholder is noting the 'personal inventory' of them. It is a method of understanding the user and stakeholders by recording what other products/items they use. For example, if the user's inventory records are a pair of RayBan shades, a DSLR camera, a tripod, a pair of extra macro lens, a leather wallet, power bank, brass keychain, a deodorant, an aftershave lotion, etc.

The inference can be drawn that the user is a person that is extremely organized, uses branded products, is passionate about photography, likes to drive, etc. It also gives a hint of the purchasing power of the user and stakeholders and helps in product placement and bench marking of the products (Image: Personal Inventory of an Artist

http://36.media.tumblr.com/04f88f01e46d2b0e06f5c1eef85808bb/tumblr_mpbwrzhlvK1qz9v0to2_1280.jpg).

STEP 1.3 Engage user by Interview technique

Interact and interview users through both scheduled and short "intercept" encounters. Prepare the set of questions to be asked to the same industry workers/executives/stake holders for thorough research. Some guidance is given in the link which describes different methods for interviewing and

observation from Stanford University (<http://dschool.stanford.edu/wp-content/uploads/2013/10/METHODCARDS-v3-slim.pdf>) on how to formulate questions to get the most relevant answers and how to verify/validate the same. Interviews are to be video-graphed, hence necessary equipment to be carried along with the study as and when required.

Getting out of the building and actually talking to your users is probably uncomfortable but potentially most effective way, if it is done in the right way. The thing here is not to directly go up and ask your user for the solution because most of the time they really don't know about the solution and even about the problem. Engage them in conversations that allow users to tell stories of their experiences and a likely solution.

Point 2: Notes on Secondary Research/Prior Art Search

STEP 2: Secondary Research/Prior Art Search:

(For increasing the innovation quotient of your IDP/UDP)

PAS: Prior Art Search activity: what it includes:

1. Web search/research publication
2. User feedback
3. Patent search (PSAR)
4. Vendor/market search

During this Patent Search and Analysis Report (PSAR) generation activity, every student within a team has to study at least 5 patents related either to his/her IDP/UDP or related to his/her area of interest. Analysed data of each of these five patents is to be submitted online at: <http://projects.gtu.ac.in/>, along with the project progress details, once the university declares the due date for the same. The team needs to compile the findings of each member during PSAR and make a report on:

1. What are the other solutions already existing and what are specific patent claims solving particular need or adding value related to your project?
2. How does the team wish to improve existing patent claims by their own project?
3. What would be new value addition/distinct feature the team will add to ensure their solution becomes unique and novel?
4. Which innovator/industry has already started working on improvements, the like of which you have taken up as your Final Year project? This will let the team understand the orientation of future research in academia. The academic R&D can be streamlined by tapping such data where industry aspires to build product/process which is going to come to market in future.

**COMPENDIUM OF EXECUTION PROTOCOLS FOR IDP/UDP AND ALLIED INNOVATION EFFORTS
ASSOCIATED WITH FINAL YEAR PROJECTS AT GTU**

Prior Art/ Literature search is the step after gathering primary data from the domain/field and to begin any project. Many of the students have been developing novel solutions, but quite often they are not aware about the Intellectual Property Rights (IPR). Some of their solutions are quite unique and might fulfill the criteria of patentability. Student teams need to search related literature for selected problem product/process/system through patent database, literature review, market search/user interaction. Every team can search the relevant literature using various search databases (for web and patent search) by entering the key words with combinations of Boolean characters and/or wild characters. As patents are one of the most important aspects of Prior Art Search, some of the online free databases are listed below for reference:

Search Databases	Web link	Scope of search
Google's Patent Search	http://www.google.com/patents	US patents only
USPTO	http://patft.uspto.gov/	US Patents only
EPO	https://worldwide.espacenet.com/?locale=en_EP	- EP Patents - WIPO patents - Worldwide patents
Patent Scope (WIPO)	http://www.wipo.int/pctdb/en/	WIPO Patents
Indian Patent Office	http://ipindiaservices.gov.in/publicsearch/	Indian Patents (Granted as well as 18 month Published Patents)

PAS helps one to understand what has been done/attempted before. This enables innovators obtain ideas on which he/she should work further.

Point 3: Industrial Shodh Yatra – In Greater Detail

Final year project: Final Year projects are the capstone of engineering education. After going through technical subjects during their studies, the young brains have the necessary background and have learnt how to acquire technical knowledge for solving real life challenges. The work on the Final Year project helps a student integrate the knowledge, from various courses that he/she has studied, for solving a problem.

GTU wants the projects to be socially relevant and/or to be able to meet industry's requirements.

COMPENDIUM OF EXECUTION PROTOCOLS FOR IDP/UDP AND ALLIED INNOVATION EFFORTS ASSOCIATED WITH FINAL YEAR PROJECTS AT GTU

The users of an engineering product or process may be MSMEs, Large Scale Industries, Informal Sectors, Expert Individuals or Institutions, NGOs etc. GTU requires that each team of students should interact with the user of their choice and map the unarticulated needs of respective users. The need may be for improving a product or a process or it may be required to develop a new product for satisfying the need. The team of students will develop the improved or a new product/process as their Final Year project, with the approval of the Faculty-Guide.

Industrial Shodh Yatra: Industrial Shodh Yatra (ISY) is the course of action that leads a team of students towards a creative interaction with diverse users to discover a challenge/ problem, the solution of which would lead to a better product or a more efficient process for a particular user or for a group of users or an industry. The suggested innovations may be incremental or disruptive.

In this process of ISY the team members are required to follow design thinking approach and define a problem statement through the process of observation, immersion and engagement. During an ISY, a team of students, accompanied by their faculty guides, are required to interact with one (or more) industry/user and adopt a systematic approach to document the opportunity of improvement or of finding a new solution.

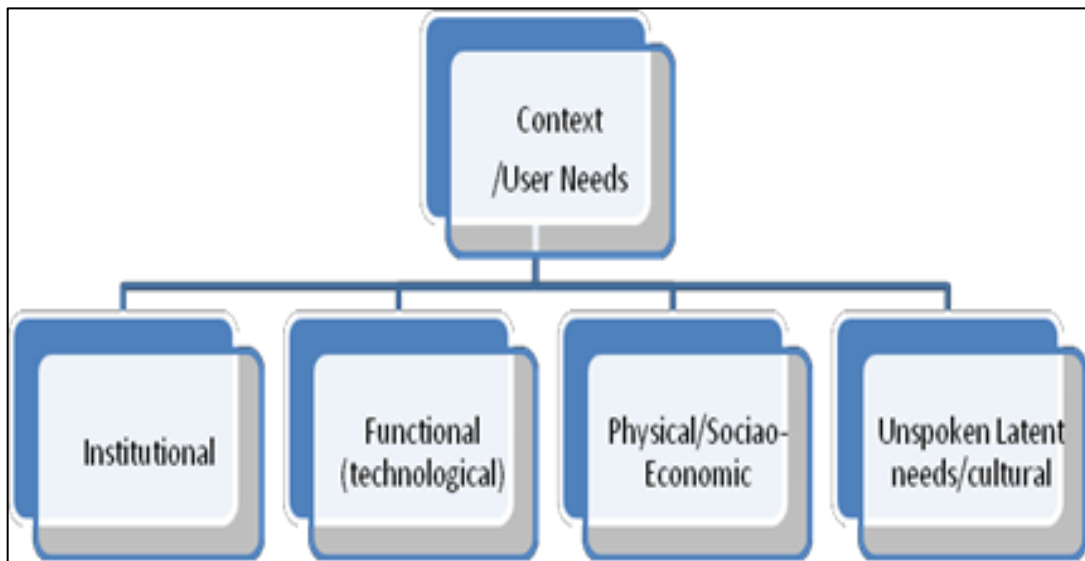
Generally an Industrial Shodh Yatra is organized by a College/Institution or by a Head of Department (HOD)/by a Faculty Member. A team of students visit an industry and spend some time to study the products and processes of the particular industry and to have technical discussions with the personnel at the industry. The visit may conclude in discovery of an appropriate problem for the Final Year project for the team of students. The concepts of IDP/UDP and ISY were defined by GTU in 2010-2011.

Objectives of Industrial Shodh Yatra (ISY):

1. Forging linkages between Industry-Academia
2. Mapping real -life need of users/MSMEs/Industry/Others/Innovators
3. Codifying scouted challenges with the help of industry
4. Scouting innovations done by MSMEs and benchmark them with respect to global solutions
2. Mapping the Gap & converting it into final year projects as a part of Academic Research
3. MSMEs can leverage final year students as a skilled technical Human Resource for technology development, while students will get learning opportunity. This is particularly helpful to MSMEs since they may not be able to afford their own full-fledged R&D facility.
4. Using design thinking approach for developing incremental innovations for existing products or processes by doing innovations in form/feature/function and/or material/method/application of product. This process is called Design Driven Innovation (DDI).

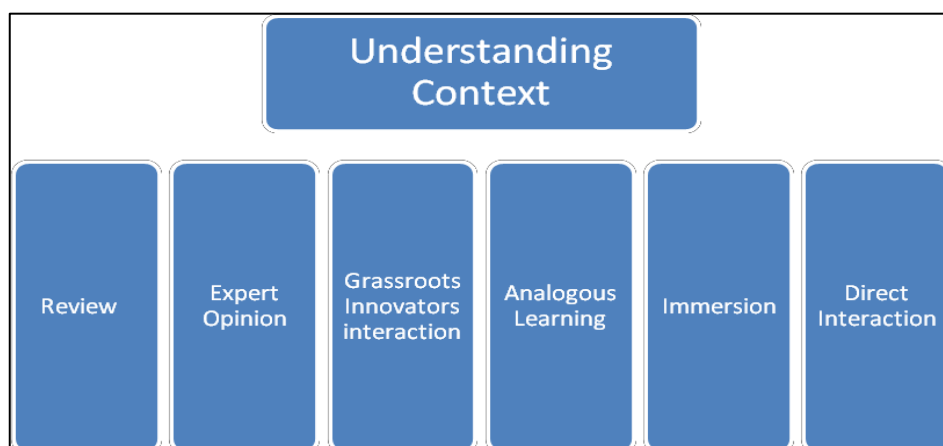
Whether a student chooses to take up an IDP or an UDP, the Final Year project should use the approach of Design Driven Innovation. This will make the work on the Final Year project interesting and educative, leading to the graduation of an engineer, who may be able to face the challenges of designing new products or processes successfully.

Steps in Industrial Shodh Yatra (ISY):



ISY involves two of the six steps (given in the figure on design thinking): “OBSERVATION” and “EMPATHY” only. The team of student should go through the steps of “OBSERVATION” and “EMPATHY” by a systematic process, even though an external user like a specific industry may not be available in case of UDP. Student needs to define the exact parameters, context and the situation that will lead to the solutions pertaining to a particular problem. For this we need to define the user needs.

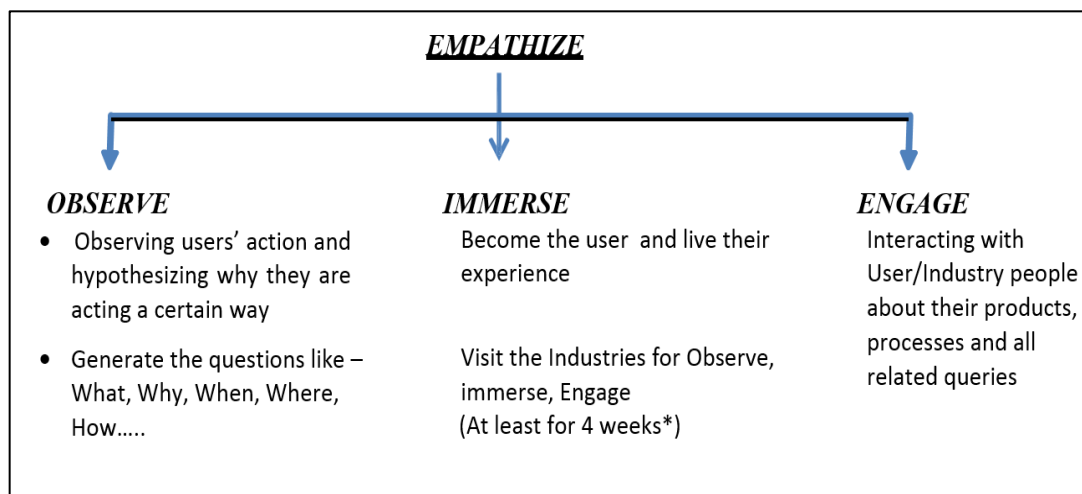
First students have to define all the parameters and then they need to take some specific cases to understand these. The latent needs can be better understood only when we interact with the user. This includes observation as well as detailed discussions with the community of users.



The user needs and context can be understood through the following parameters defined in terms of the needs and context: functional aspects, physical aspects, latent needs and institutional aspects.

Empathize:

To Empathize the User, one needs to observe again and again. For better Empathy of User, students need to follow the following steps of Observe, Immerse and Engage.



Point 4: AEIOU Framework for Observation Activity

STEP 1.1 Observation: With the help of AEIOU framework

Student teams will carry out the observation activity for their selected domain/industry with the help of AEIOU Framework. AEIOU is an investigative tool to help a designer to interpret observations gathered by ethnographic practices* in the field. It is an Observation tool. “Its two primary functions are to code/gather data, and to develop building blocks of models by analysis of data that will ultimately address the objectives and issues of a client/user.” The groups of students are requested to divide the work amongst each other for AEIOU framework.

For format of the AEIOU canvas, please refer canvases as mentioned under Design Engineering - Canvas Activity.

References:

- Regarding AEIOU theory, please refer to:
http://gtu.ac.in/circulars/15Apr/04042015_AEIOU.pdf
- The AEIOU framework was originated in 1991 at Doblin by Rick Robinson, Ilya Prokopoff, John Cain, and Julie Pokorny. Its aim was to help analyze Ethnomethodology data and Conversation analysis with MECE categories. You may refer it from the following websites:
http://www.drawingideasbook.com/images/AEIOU_worksheets.pdf
<http://www.doctordisruption.com/design/design-methods-8-aeiou/>
- Ethnohub: <http://help.ethnohub.com/guide/aeiou-framework>, accessed on 16 May 2015
- <http://en.wikipedia.org/wiki/Ethnography>

Observation Technique:

1. *What is user/person (or users/persons) doing?*

-What is the user/person you're observing doing in a particular situation? Note the obvious as well as the surprising and random activities. Just report the objective facts.

2. *How are they doing it? (Body Language, posture, style etc.)*

-How is he doing it? Does it require effort? Does he appear rushed? Pained? Happy? Sad? Is the activity impacting the user in either a positive or a negative way?

3. *Why are they doing it in this way?*

-Why is he doing what he's doing, in the way he's doing it? This step usually requires that you make informed guesses regarding motivation and emotions. This step will reveal assumptions that you should ask users about, and it will often uncover unexpected realizations.

General Information:

- Information/Data are gathered via ethnographic methods: notes, photos, videos, interviews, field observation, etc.
- During field observation, use the AEIOU framework as a lens to observe the surrounding environment.
- Record observations under the appropriate headings.
- Supplement direct observations with photos or video tape when appropriate.
- Review and cluster observations to disseminate higher-level themes and patterns.
- A,E,I,O,U individual analysis can be done in A3 paper but the whole AEIOU summary canvas to be A1 size canvas.

Point 5: Diachronic & Synchronic Analysis

STEP 3.1 Diachronic and Synchronic Analysis:

Diachronic analysis means the analysis of how a particular activity has been performed since thousands/hundreds of years ago. This is better studied by plotting it along a timeline. For example: How forging was done in renaissance era to how it changed during the industrial revolution, how it is done in modern times and how it is being done with the help of robotic arms. Identify the changes in process and tools and why those changes were adopted. Refer the images of Diachronic Analysis for Mobile phone/Communication Device in the given link:

<http://ig.computersciencedegreehub.com/evolution.jpg> and
<http://www.designinfographics.com/infographics-images/evolution-of-the-cell-phone-the-worlds-gone-crazy.png>

**COMPENDIUM OF EXECUTION PROTOCOLS FOR IDP/UDP AND ALLIED INNOVATION EFFORTS
ASSOCIATED WITH FINAL YEAR PROJECTS AT GTU**

Synchronic analysis means the analysis of how a particular activity is being performed in various other parallel industries. Activities similar in action like forging. Refer the images of Synchronic Analysis for Mobile phone/Communication Device in the given link:

<https://drive.google.com/open?id=0B4o8FlssBX7BNTFGUDBWVmdzQ00&authuser=0>

In general, diachronic analysis relates to the way something changes (or doesn't) over time and why. Synchronic relates to the way something is used at a certain point in time but in different contexts (Students must observe the constants and the variables). The groups stay in the college/institute and generate their prior art search data and primary diachronic and synchronic analysis.

GTU believes that by thoroughly crafted policies, processes, incentives and real-time mentoring and quality benchmarks, at least 1000 student projects can become useful products every year. Some of these innovations can possibly become successful technology start-ups or get transferred to MSMEs who in turn can use them for improving their productivity and create value.

Note:

- No student/college has to submit any hard bound project copy/CD to GTU, as GTU will receive the data from student's profile in PMMS portal. Every College may preserve project data of all students/teams in a soft copy on a CD rom for further record.
- Students need to submit two copies of their project report in spiral bound as follows: Student Copy and Guide/Department/College Copy

Project Mentoring and Monitoring System (PMMS)

Reference: <http://files.gtu.ac.in/circulars/16JUL/14072016.pdf>

Website: <http://projects.gtu.ac.in/>

GTU IT team has developed a Project Mentoring and Monitoring System (PMMS) portal to managing various activities related to final year B.E. Projects. PMMS is very user friendly and result oriented platform which helps students, faculty, external guide, mentor, colleges for managing multiple activities being carried out during working on final year project of B.E. PMMS is in operation since January 2015.

PMMS is a platform which covers multiple activities, which are being carried during final year of B.E. It covers activities such as:

- Student registration,
- Team formation,
- Periodic Progress Report (PPR),
- Patent Search & Analysis Report (PSAR) generation activity,
- Design Engineering – Canvas activity,
- Business Model Canvas and its report upload,
- Patent Drafting Exercise (PDE),
- Final project report upload,
- Uploading the plagiarism search report,
- Completion Certificate generation.

Various functionalities have been generated on PMMS platform for catering the need of students, faculty, project guide, external mentor, HOD and Principal. And GTU IT team is continually working to add further more features to make system more user friendly and result oriented.

PMMS is been used for all projects being carried out by the students, faculty, external guide, mentor and colleges in all the BE colleges/institutes, affiliated with GTU.

Objective of the PMMS:

- To develop a system for helping the students to get appropriate help and mentoring
- To help them work more systematically on their project.
- To help students to remain in active contact with their team members, their faculty
- Guide and industry-mentors (if any), HOD, principal as well as by university - on a real time basis.
- The students in the team can update about their progress in project and guide can comment on their status, progress and problems.
- This will increase collaboration and co-creation while improving novelty of their work.

Various activities which are been carried through PMMS portal:

- **Students Registration and Team Formation**

BE semester 7 students have to register themselves at: <http://projects.gtu.ac.in/> with their details, once students registers themselves at above portal then their approval to PMMS system is to be made either by their HOD or Principal from their PMMS account. Once HOD/Principal approves the said students, the password to log in to PMMS portal for students will be sent on their given mail Ids at registration form.

After log in to PMMS, students have to form their team based on their project details and project partner's enrolment numbers. Such team is formed by any one of team members. Student can form their team by giving appropriate details of their project and project guide. Then student have to add team member by giving their enrolment numbers.

- **Periodic Progress Report (PPR) Activity:**

In Periodic Progress Report (PPR) task, each individual student has to give update with respect to his contribution in progress of project at regular time interval of fourteen days, by answering following questions:

- ✓ What progress student has made in the project related to their final year IDP/UDP?
- ✓ What Challenges student has faced and how they are trying to solve them?
- ✓ What support student needs?
- ✓ Which literature student has referred and its analysis?

- **Design Engineering - Canvas Activity**

During semester 7 the student teams are required to carry out following design engineering canvas activities related to student's project to identify and filter out good ideas and project definition to work upon:

1. AEIOU Summary & Mind mapping
2. Empathy Canvas
3. Ideation Canvas
4. Product Development Canvas

- **Patent Search and Analysis Report (PSAR) Generation Activity**

The Objective of PSAR activity is to increase awareness regarding patents among students and faculty by making them familiarity with patent websites & patent documents. During this Patent Search and Analysis Report (PSAR) generation activity, every student within a team has to study at least five (5) patents related either to his/her IDP/UDP or related to his/her area of interest. Analysed data of each of these five patents is to be submitted online at PMMS portal.

- **Business Model Canvas (BMC) Exercise**

Business model canvas is used to validate the market significance of products and services which will be of technology nature in this case. Technology projects are often solutions or processes that solve a technical problem. However the market implementation of such solutions also require that the problem solution is designed to overcome not just the technical barriers but also market and business related barriers of costs, customer reach and collaborations and those that pertain to the practical nature of limited initial capacities within the team.

Thus business model canvas can be used to visualise such market problems and customer expectations. This exercise will increase the market potential and penetration of technology goods and services. This will make them more effective in market. All student teams have to develop and prepare a BMC with respect to their project if applicable. They also need to upload the prepared report on BMC at project site: <http://projects.gtu.ac.in/>

- **Patent Drafting Exercise (PDE)**

As a part of BE semester 8 students project work, GTU has introduced “Patent Drafting Exercise (PDE)” in 2013-14. This activity is designed to train our students about provisional patent filing procedure in India, its requirements, necessary forms, fees, associated time limit etc.

This is in continuation of the “Patent Search & Analysis Report (PSAR)”, which was prepared by all students during semester 7 of BE as a part of Prior Art Search (PAS) activity. PSAR was introduced to make students aware about patents, patent information websites, patent search, patent documents etc. in the area of their final year project so that they can improve the novelty of the final year projects by knowing what has been done before.

- **Plagiarism Search Report/Certificate**

All the student teams have to check their project report for plagiarism, which indicates percentage similarity of the languages used during drafting project report, using a good plagiarism-checking/search software package. All student teams have to get plagiarism search certificate using online plagiarism checker. The student has to check his/her dissertation thesis for plagiarism, which indicates % similarity of the languages used during drafting, using plagiarism checker platform.

Scanned PDF copy of that plagiarism report is required to be uploaded on PMMS portal by each team doing final year project/IDP/UDP with verification signature of concerned internal project guide.

- **Final Project Report**

Project Report - It is required to be a report of the work, done by the team of students during the academic semester/year. The Report is to be submitted whether the project has been completed successfully or the work is going to be carried out by next semester/year students. The format and preform for content to be included in final project report are mentioned in detail in PMMS guideline: <http://files.gtu.ac.in/circulars/16JUL/14072016.pdf> on page 42 to 46.

- **Completion certificate generation for PMMS portal**

A Special functionality is developed on PMMS portal, to generate completion certificate mentioning the status of various activities performed by each student of every team. This certificate is to be generated by each group member individually. This certificate will mention about whether each student has completed all tasks or not, whether any activity is still pending etc. All students are required to generate this certificate via project site, and are required to attach the same with their project report along with their respective guide's signature.

- **External Mentor Management**

To invite and engage the external mentors: experts of specific domains (industry owners, subject experts, R&D professionals, and external faculty), in to student's projects, GTU has launched a Mentor Management functionality under PMMS portal. GTU invites external mentors to get engage with student's project, from any state or any country, without any limitation of geographic boundaries. **Mentors must not be a GTU Faculty.** Any interested person can register as Mentor for final year B.E. projects via receiving an invitation by GTU Faculty/HOD/Principal/University PMMS team from their respective PMMS account, or professional himself/herself can apply to register as Mentor on PMMS portal via following link: <http://projects.gtu.ac.in/layouts/15/GTUPMMSMentor/ReqForMentorRegistration.aspx>

IDP/UDP Credit Summary for Final Year Degree Engineering Projects

Note: In cases of any conflict or confusion user is advised to refer Syllabus for Degree Engineering available on GTU website at: <http://old.gtu.ac.in/syllabus.asp>

Credit system for 8th semester will be uploaded soon on GTU website.

Sr. No	Branch	8 th Semester Credits
1	Aeronautical Engineering.	4
2	Automobile Engineering.	4
3	Bio-Medical Engineering.	8
4	Bio-Technology	6
5	Chemical Engineering.	4
6	Civil Engineering.	6
7	Computer Engineering.	5
8	Electrical & Electronics Engineering	8
9	Electrical Engineering.	8
10	Electronics Engineering.	4
11	Electronics & Communication Engineering.	4
12	Electronics & Telecommunication	4
13	Environment Engineering.	5
14	Food Processing & Technology	4
15	Industrial Engineering	5
16	Information Technology	4
17	Instrumentation & Control Engineering.	4

**COMPENDIUM OF EXECUTION PROTOCOLS FOR IDP/UDP AND ALLIED INNOVATION EFFORTS
ASSOCIATED WITH FINAL YEAR PROJECTS AT GTU**

Sr. No	Branch	8th Semester Credits
19	Mechanical Engineering.	4
20	Mechatronics Engineering.	4
21	Metallurgy Engineering.	4
22	Mining Engineering.	4
23	Plastic Technology	4
24	Power Electronics	4
25	Production Engineering.	4
26	Rubber Technology	4
28	Textile Processing	4
29	Textile Technology	4
31	Computer Science & Engineering	5
32	Information & Communication Technology	5
34	Manufacturing Engineering	4
35	Environmental Science and Technology	6
36	Chemical Technology	4
37	Environmental Science & Engineering	4
39	Nano Technology	8

**COMPENDIUM OF EXECUTION PROTOCOLS FOR IDP/UDP AND ALLIED INNOVATION EFFORTS
ASSOCIATED WITH FINAL YEAR PROJECTS AT GTU**

Appraisal Form For IDP/UDP					
To be filled Up by the Internal Examiner/Project Guide of the IDP/UDP					
(Submit Duly Filled & Signed form in sealed cover along with the External examiner's feedback form)					
Name of the Internal Examiner:					
Type of Project: <input type="checkbox"/> IDP <input type="checkbox"/> UDP					
Title of Project:					
Group or Identity No. of Students:					
Marking: A= strongly in favour, B = moderately in favour, C = Not Much, D = Not at all					
As an IDP Group (Tick the suitable option)		A	B	C	D
1	All Students of group understood and agreed on how the whole project was broken down into sub-tasks.				
2	Work was distributed according to the skills and knowledge and capacity of each student.				
3	All Students were clear about the time frame and their own responsibilities.				
4	All students involved understood that their work would contribute to the group's success.				
5	Individual difficulties experienced by individuals were discussed in the group and other students helped to resolve the difficulties.				
The Task Execution		A	B	C	D
6	The work was perfectly & clearly distributed among all students.				
7	The timing and sequencing of sub-tasks done to progress stage by stage.				
8	Survey and Data collected were organized systematically for later use.				
9	On-going checking throughout the process was made to ensure that everything was on the right track.				
10	Appropriate corrective measures were taken to handle unexpected problems.				
11	The quality of work produced was assessed regularly during the process and also at the end.				
12	Systematic Survey and Literature study done.				
The student's Roll in the IDP/UDP Group		A	B	C	D
13	To accomplish the part I taken and in time.				
14	To complete IDP and produce good quality Solution.				
15	Coordination among the group of students was very cohesive and strong				
16	This IDP is a Real life Problem.				
17	It seems that the concepts learnt from available previous concepts and the inspired from other				

**The Name & Signature of
Internal Examiner/Project Guide of student's group**

External Examiner's Comments/Suggestions regarding the Project /IDP/UDP during B.E. 7th semester

Academic Year: _____

(Tick mark the below option/s, wherever you agree with the proposition. In each of the following, you may mark more than one option also.)

1. What is your comment on the originality of the project/IDP/UDP?

- It is largely original and concrete efforts have been made by the students but further efforts are required for its practical implementation in real life.
- Project solution is partially adopted/copied/or taken from third party.
- Project is a repeat of common knowledge but relevant to local need and can help the user.

2. What is your comment on the project/IDP/UDP definition and synopsis?

- The project is very novel and relevant and it can help the end-user if it is solved as desired.
- The project is not novel but it is based on genuine needs of industry or user.
- The project solves a real life challenge (top 5 % of the class) and the solution can be readily implementable, if it is completed. (In view of the fact that the project solves a real life challenge, the issue of it being novel or not is irrelevant.)
- The project is ordinary and it may not benefit the industry or end user, even in local context.

3. What are the efforts made to increase the novelty of project/IDP/UDP such as Patent Search Analysis Report (PSAR) and other literature survey?

- Team has thoroughly studied patents and worked out an excellent Patent Search Analysis Report (PSAR) and literature review, related to their IDP/UDP to increase novelty.
- Team found that their project is not novel after preparing Patent Search Analysis Report (PSAR) and literature review. Hence the team significantly modified the definition and the course of action of the project during 7th semester.
- The team did ordinary efforts for Patent Search Analysis Report (PSAR) and literature review, and hence compromised with the innovativeness of the project.
- The team has not done Patent Search Analysis Report (PSAR) and literature review activity.
- The project is highly innovative and from the PSAR, it seems that it may lead to patent filing of the original work of the current project.

4. How did you find the co-creation between the internal guide, the industry mentor (if connected with the project) and the project/IDP/UDP team?

- The team and the guide were continuously interacting and tried to complete the desired portion of the project during 7th semester.
- The external industry mentor played a critical role in providing support and mentoring of the project during 7th semester.
- The external mentor did not play any role in the project mentoring during 7th semester.
- In case of help required, the team was also in touch with other faculty members from the same or other colleges.

**COMPENDIUM OF EXECUTION PROTOCOLS FOR IDP/UDP AND ALLIED INNOVATION EFFORTS
ASSOCIATED WITH FINAL YEAR PROJECTS AT GTU**

5. How did you find the team’s performance during project presentation / report / viva?

- a. Team worked very well and you believe such teams are rare in this batch.
- b. The project definition and synopsis is good but the team could have done better than the present status to solve it in the allotted time and resources.
- c. Team did not work as required and failed to deliver the desired goals.

6. If you feel the project is having innovation potential and can be taken to either product stage or can be developed further, which of the following resource/s will you recommendable?

(Please tick mark the out of the following option/s).

- a. Financial support for developing it.
- b. Proper mentoring from industry and/or academia.
- c. IPR or patenting/copy right support.
- d. Taking the project further in relay model through the same or other students during the next academic semester/year.
- e. Integrating it with similar or complementary innovation/projects.

Signature of External Examiner

Further comments/suggestions, if any:

Please submit the duly filled and signed form in a sealed cover (*not along with the mark sheets*).

DEGREE ENGINEERING

Internal Examiner's Feedback Form: Project-II for BE 8th Semester

(Submit Duly Filled & Signed form in sealed cover along with the external examiner's feedback)

Academic Year: _____

1. Name of Internal examiner : _____
2. No. of students in a Project Team : _____
3. Project Title : _____
4. Project ID : _____ Project Type: IDP/ UDP (**Tick suitable type**)
5. Group No. (if any) : _____
6. Status of Current Project : Fully Completed / Partially Completed

Table – I (Tick the suitable option)

		Poor	Average	Good	V. Good	Excellent
1.	Basic Analysis of the project					
2.	Level of Literature survey					
3.	Understanding of Actual					
4.	Indignity of the Project & its					
5.	Understanding of the Future Modifications, if any by the students.					
6.	Skill level of the students for actual implementation					

Internal Examiners' comment/suggestion regarding the project:

Tick mark the below option/options:

1) How did you select your students for the final year project?

- a. Students formed their own group and chose their guides
- b. Students formed their own group and guides were assigned by institution/dept.
- c. Institution facilitated process where students were grouped based on their interest/talent and your expertise and guides were assigned
- d. Institution facilitated process where students were grouped based on their

interest/talent and your expertise and guides were chosen by students

2) How often the students consulted you while defining the IDP/UDP and while solving it?

- a. Every week
- b. Monthly
- c. Very Rarely
- d. You kept tracking their work of your own

3) How engaged were the industrial participants (if any) in helping your student while defining and developing the IDP?

- a. Very Engaged: Got help & mentoring involuntarily as well as when ever asked
- b. Good: Got help only when students approached
- c. Low level cooperation: Got help/mentoring after repetitive requests
- d. Low to No Cooperation: No cooperation post IDP definition
- e. No Cooperation: No cooperation pre or post IDP definition

4) Assess the quality of team work on the project?

- a. High quality and exceptional team work, everyone learnt something new, output was excellent
- b. Very good team work and output was very good
- c. Only a few team members worked but the output was acceptable
- d. Only a few team members worked and the output was unacceptable
- e. The team work was missing and the team failed to deliver

5) Did they utilize the framework given by GTU Innovation Council and made efforts thoroughly?

- a. Students worked only towards the end of the project submission
- b. Team was serious on defining the IDP, making prototype and finally solving it.
- c. Students did it as ordinary project as used to be done since years
- d. Team even put together their own financial /other resources to solve the IDP/Project

6) Tick all applicable:

- a. Students worked seriously on their projects during IDP definition phase
- b. Students worked seriously during the solution design phase
- c. Students worked seriously during their submission stage
- d. Not during any of the stage
- e. Team only copied/picked up the project from past years

7) Was the time allocated for students for their innovation/project work sufficient?

- a. Time allocated per week is less than required
- b. Time allocated per week is more than required
- c. Time allocated is perfect but better coordination is required in 7th and 8th Semester such as through a uniform academic credit/hours scheme for all branches

8) Which parameter/s you noticed while the students were doing their projects in the final year.

- a. IDPs were challenging and current academic system does not train the students in cutting edge skills and needs.
- b. Students are well capable of solving challenges but handholding throughout the process and monitoring can ensure better efficiency.
- c. Students are not having idea on IPR/Design/Startups etc so they end up with projects just to satisfy academic requirement.

9) Tick if the following apply about IDP/UDP Teams:

- a. Mix Skills/Departmental teams of students produce better IDP/UDP results
- b. Those teams did better work who were having continuous mentoring from persons
- c. In terms of innovation potential, UDPs and IDPs can be equally attractive

10) To improve UDP/IDP outcomes:

- a. Faculty guides need to be incentivized through non-monetary measures (awards/appreciations/acknowledgement as CV point for promotion etc).
- b. College lab infra and quality of faculty guide is critical to the novelty of the IDP/UDP.
- c. Pre final year students should be given minor projects like regular assignments so that they can start working and also in some cases even they can be allowed to work with final year students voluntarily to prepare them for IDPs/UDPs
- d. Project Examination process must be improved
- e. Kho-Kho (relay) model can be adopted. Unfinished projects of one batch need to be allowed and reassigned to next batch students as final year project to take it from the point where it is left by earlier batch to complete it in few cycles.
- f. University should support good projects/innovations for IPR/Patenting, designing prototypes, commercialization

Signature of Internal Examiner

**COMPENDIUM OF EXECUTION PROTOCOLS FOR IDP/UDP AND ALLIED INNOVATION EFFORTS
ASSOCIATED WITH FINAL YEAR PROJECTS AT GTU**



College Name	Code
Department	Date of Exam

External Examiner's Feedback Form: Project-II for BE 8th Semester

(Submit Duly Filled & Signed form in sealed cover along with the internal examiner's feedback)

Academic Year: _____

Please submit the duly filled and signed form in a sealed cover (not along with mark sheets)

Name of the External Examiner: _____

(Please also mention your parent institute code, in case you are a faculty member of a College, affiliated with GTU)

Project Title : _____

Project ID:

Branch:

Project Type:

IDP

/

UDP

(Tick suitable type)

Group Number (If any)

:

Comments/suggestions about the Project, if any:

Performance Indicator of the Project Team (IDP/UDP):

**COMPENDIUM OF EXECUTION PROTOCOLS FOR IDP/UDP AND ALLIED INNOVATION EFFORTS
ASSOCIATED WITH FINAL YEAR PROJECTS AT GTU**

Sr. No.	Benchmarking Points	Poor	Average	Good	Excellent
1.	Innovativeness and creativity within IDP / UDP as well as utility of the project for industry / academia or society				
2.	Identification and implementation of strategies and proper tools /techniques for project				
3.	Actual work and efforts				
4.	Clear understanding of the future course of action / modifications / project plan for the whole year with timeline to take it to the user level				
5.	Effective implementation of methodology of design-driven innovation through various Canvas exercise and thorough understanding of it				
6.	Originality of the content in the project report and synopsis, quality of data collection				
7.	Soft Skills - Communication Skills, team spirit (if any for working in group)				
8.	Efforts in making the prototype of the solution, testing and redesign				

Diploma Engineering

IDP/UDP Credit Summary for Final Year Diploma Engineering Projects

Sr. No	Branch	5 th Semester Credits	6 th Semester Credits
1	Diploma in Automobile Engineering.	4	12
2	Diploma in Bio-Medical Engineering.	4	12
3	Diploma in Chemical Engineering.	-	8
4	Diploma in Civil Engineering.	4	12
5	Diploma in Computer Engineering.	4	12
6	Diploma in Electrical Engineering.	4	12
7	Diploma in Electronics & Communication Engineering.	4	12
8	Diploma in Environment Engineering.	4	12
9	Diploma in Information Technology	4	12
10	Diploma in Instrumentation & Control Engineering.	4	-
11	Diploma in Mechanical Engineering.	4	12
12	Diploma in Mechatronics Engineering.	4	12
13	Diploma in Metallurgy Engineering.	-	7
14	Diploma in Mining Engineering.	4	12
15	Diploma in Plastics Engineering.	-	-
16	Diploma in Power Electronics	-	-
17	Diploma in Textile Processing Technology	-	-
18	Diploma in Textile Manufacturing Technology	-	5
19	Diploma in Architectural Assistantship	-	-
20	Diploma in Computer Aided Costume Design & Dress Making	4	12
21	Diploma in Ceramic Technology	-	30
22	Diploma in Commercial Art	-	25
23	Diploma in Commercial Practice	-	-
24	Diploma in Fabrication Technology	-	5
25	Diploma in Home Science	-	6
26	Diploma in Printing Technology	-	6
27	Diploma in Textile Designing	-	20
28	Diploma in Transportation Engineering	4	12

Note: While every efforts has been made to ensure the correctness of the credit system, in cases of any conflict or confusion user is advised to refer Syllabus for Diploma Engineering available on GTU website at: <http://old.gtu.ac.in/syllabus.asp>

IDP/UDP Project Statement Form

(This is sample format & departments can modify it if they need as per required scenario & sector)

TITLE OF PROBLEM/PROJECT

DICIPLINARY INTER-DICIPLINARY		
	DISCIPLINE	

STUDENT PARTICULARS

	Name	Mobile No	Email id
1.			
2.			
3.			
4.			
5.			
College Name			
College Code			
Branch			
Semester		Year	
Team Name/Code (to be given by the institute)			
Signature of Students (Team Members)			

INDUSTRY PARTICULARS/USER'S DETAIL

Industry Details			
Name			
Address			
Contact no.	Office		Mobile
Name of Industrial Estate			
Company logo (optional)			
Industry Mentor Details			
NAME			
MOBILE NO.			
EMAIL ID			

**IDP/UDP Evaluation Guidelines to Internal and External Examiners
Diploma Engineering, Semester-VI**

1	Both Internal and External Examiner have to participate	The Internal and External Examiner both will have equal weightage in Evaluating the Project work.
2	Industry Mentor's Comment Matters	The Comments and Appreciation if any from industry mentor must be taken into consideration.
3	Idea matters not just the size of Project	The size of the Project should not matter inspite of that what should matter is the innovativeness of concept, the originality of concept and The usefulness of work.
4	Partial completion can be tolerated for Good ,Innovative Big sized work	It is not necessary that work is to be completed fully, it may be a partial completion but if it is good work than it should be appreciated. A partially finished project having innovative and useful idea presented systematically, having purposefulness may get more marks than fully finished ordinary project work.
5	Fully Accomplished work may Get Extra Points	The Very Good Project work and at the same time fully accomplished work must be rewarded as Good work to appreciate and motivate the students.
6	See the Extendibility of Partially completed work	In case of Partial fulfillment give comments regarding the possible extension of work to the upcoming students.
7	Model, Circuit, Demo Video, animated film kind of Support is must for defending the work	The student are expected to present their work using PPT presentation as well as the Models, The circuit Diagrams, the animated films, videos etc. If they have executed their work at industrial premise than they can show the video of the whole demo performed at industry to test the success of work.
8	Comment on Usefulness of work to Industry/Society	Every External Examiner must write the comment regarding the usefulness of work to industry/Society in the feedback form so that the same good work can be effectively passed on to the stakeholders.
9	Sincerity , Regularity and Punctuality In work should be rewarded	Throughout the year how interactive students were with the industry people as well as with the Teacher matters while the process of evaluating students. Sincerity , Regularity and Punctuality In work should be rewarded

**COMPENDIUM OF EXECUTION PROTOCOLS FOR IDP/UDP AND ALLIED INNOVATION EFFORTS
ASSOCIATED WITH FINAL YEAR PROJECTS AT GTU**

10	Duplication of Work for many Group of same college should not be tolerated.	Examiner should strictly write comment if same kind of work is taken as IDP by many group of students in same college. It should be strictly noted, and should be reflected in evaluation. IT is not right practice and the concerned Guide and HOD of Department must be informed not to allow students to do so.
11	Presentation/Documentation/ Analytical, statistical & Observational support matters...	The Presentation/Documentation is also vital activity associated with IDP. Consider the assigned weightage of this factor also during Evaluation. The Analytical & statistical support to their work during the process of defending is to be appreciated

Diploma Engineering: Feedback Form for External Examiner

(Filled and duly signed up form to be kept in sealed cover-not with mark sheets)

Name of The Internal Examiner with Exam Centre Code : _____

Institute name & Institute Code of external Examiner : _____

Date of Exam for IDP Part-II : _____

IDP Title : _____

The IDP status : Fully Completed/Partially Completed/Incomplete/Yet to be Implemented

FULLY IMPLEMENTED IDP:

How was the overall organization and presentation?

Excellent Good Fair Bad

How is the Literature survey work?

Excellent Good Fair Bad

The marking of success in actual implementation of the idea conceived during IDP-I is

Excellent Good Fair Bad

The level of Innovativeness and Usefulness of IDP is

Excellent Good Fair Bad

Understanding of future modifications ad expansion of idea if any?

Excellent Good Fair Bad

Examiners Comment: _____

PARTIALLY IMPLEMENTED IDP:

How was the overall organization and presentation?

Excellent Good Fair Bad

How is the Literature survey work?

Excellent Good Fair Bad

The extent to which the work is partially completed.

Excellent Good Fair Bad

The level of clarification about the work done till now and what is remained to be done and why?

Excellent Good Fair Bad

**COMPENDIUM OF EXECUTION PROTOCOLS FOR IDP/UDP AND ALLIED INNOVATION EFFORTS
ASSOCIATED WITH FINAL YEAR PROJECTS AT GTU**

Examiners Comment: _____

Is this IDP Innovative and having extra potential? Yes No , If yes tick mark following

- Financial support acquired
- Good Industry Mentoring
- There is any IPR/Copy Right support
- Possible to assign the work to forthcoming students?

External Examiner name & Sign.

Note: The Internal Examiner should keep the matter filled up which is possible to fill up in advance and keep ready before scheduled Practical Examination

Compiled by :

Prof. Amit Patel (Assistant Professor - GTU)

Prof. Raj Hakani (Assistant Professor - GTU)

Post Exam, Support provided by GTU Innovation Council (GIC)

Optional participation for benefit of students who wants to further improve their projects/ideas

Category of Support	Description
IPR/Patenting/Licensing Support	<ul style="list-style-type: none"> ✓ Through linking of various Govt. agencies who supports such cause ✓ Patent Clinic Program at GTU Innovation Council
Crowd Funding	<ul style="list-style-type: none"> ✓ Linkages for Grants (Linking to Govt. and potential agencies) ✓ Crowd funding initiator (CFI)
Design and fabrication Support	<ul style="list-style-type: none"> ✓ Linking to design clinic programs and design support systems for product design for selected projects ✓ Fabrication support by CiC3 lab
Student Start-up Support System (S4)	<ul style="list-style-type: none"> ✓ Linking to (student start-up support system) S4 center of GTU Innovation Council ✓ Linking to other potential incubators ✓ Summer Start up leadership program ✓ Entrepreneurs in residence (EIR) program ✓ Linking with support system like Govt. Start-up assistance scheme

General Note:

- Students may carry forward the project of Design Engineering subject from previous year as final year project. Those who are considering Design Engineering project for final year project and want to work on further development of the same need not to repeat the phases from Observation to Prototype as they have already implemented in Design Engineering. However the project report must include the work done from Observation onwards (i.e. Report must be self-sufficient). But they can further implement the project from prototype phase to make it marketable. Here faculty guide and students team need to work on schedule and implementation strategy for such cases.
- Those who will select new domain/definition for their final year project need to follow the above

mentioned guidelines for final year.

- All the steps from phase 1 to 5 and later on from phase 7 to 10 can be iterative rather than strictly in linear fashion. Each team can run some steps in parallel and some in loop so that every insight derived from the process get suitably implemented while making the whole project.
- The weekly schedules is given taking general scenario in mind, one can reschedule it based on the project and work for each phase. But the continuous evaluation by faculty guide or industrial mentor must be done timely to upload PPR.
- As some projects need more than 1 year to reach to a stage of final product (ready to be used), the students and guides can take up such projects from previous years exactly from where it has been left by the previous teams. GTU believes that in little such iteration and cycles, many left out final year projects can be converted into a useful product for end users or successful Start-ups.
- GTU is the 1st large state technological university which believes that by thoroughly crafted policies, processes, incentives and real-time mentoring and quality benchmarks at least 1000 B.Tech student projects can become useful product every year. Some of these innovations can possibly become successful technology start-ups or get transferred to MSMEs which in turn can use them for improving their proclivity and create value.

Additional GTU Support System for innovative project through various initiative like "Project to Product" and "Mind to Market" are as below

Reference

<http://files.gtu.ac.in/circulars/16Aug/01082016.pdf>

<http://www.gtu.ac.in/uploads/04082016.pdf>

GTU Innovation Council (GIC) is India's 1st large scale university based innovation ecosystem in an affiliated type system. Since its inception in 2010 it has organically grown while intervening at all layers of innovation processes. One of the key facets of this Innovation movement has been students and technology youth has been the key driver for its agendas. In the process till now it has not only made pedagogic experiments at large scale but also proven various Indian models of innovation and pre incubation strategies impacting 100s of students in the state of Gujarat. Its implication and insights from the efforts have inspired both state and national policy makers who are shaping futuristic innovation and start-up agendas.

Following paragraphs in this part of document covers various supportive systems which were been started at GTU to further facilitate students to take forward their projects to next level. This support system includes services offered by the E-Library, GTU IPFC (IP Facilitation Center), Open Design school, CiC3 (Community innovation and Co-creation center), S4 (Student Start-up Support System), GTU IT support section at GTU Innovation Council. Support system includes many other initiatives taken by these sections.

- **E-library:** E-library city center cum reading room provides flexibility for GTU students to access E-journals, E-Book's, and other E- resources at their convenience to enable the advancement of knowledge and discovery with no cost to students.
Refer: <http://www.gtu.ac.in/uploads/04082016.pdf> Page no 17
Website: <http://gtuelibrary.edu.in/>
- **Open Design School:** GTU has introduced a creative and interactive practical approach of "Design Engineering" as part of students' curriculum. Design Engineering is very unique initiation of GTU based on globally accepted and implemented "Design Thinking" methodology by designers and engineers. GTU has trained large number of faculty about applying the concepts of design engineering in to learning and problem solving approaches, who had later on trained the students about fundamentals of design engineering.
Refer: <http://www.gtu.ac.in/uploads/04082016.pdf> (Page 10-11)
- **CiC3 & S4:** help students and alumni, who have done good projects to carry the project forward by providing design support (through cic3) and entrepreneurial support (through s4),

as required by the students,

Refer: <http://www.gtu.ac.in/uploads/04082016.pdf> (CiC3 Page 7-9 & S4 page 12-16)

Website: <http://cic3.gtu.ac.in/>

- **GTU Sensor Lab:** GTU students and faculty are working on sensor based application development in Smart City research areas like as effective and feasible ways to coordinate urban technologies, developing new technologies for communication and dissemination, defining critical problems relating to cities, transport, energy and environment etc. GTU provides number of resources which are useful in developing prototype models.

Refer: http://files.gtu.ac.in/circulars/15Oct/15102015_02.pdf

- **GTU IPR Activities:** GTU has followed the path of faculty training, and there by huge efforts has been made to train faculty on different aspects of IPR. This trained faculty members transforms the learned knowledge to fellow colleagues and students at their respective colleges.

Brief outcome of GTU IPR activities includes:

- ✓ By all such workshops and seminar at present GTU has a very large pool of nearly 7100 trained faculty, who have been trained and made aware about the basics of IPR/Patents in particular and also for the basics of patent search methodologies.
- ✓ Due to these efforts, till today more than 354 provisional and complete Patent applications have been filed by students and faculty of GTU affiliated colleges.
- ✓ Via Patent Search and Analysis Report (PSAR) generation activity, more than 1,19,000 students have studied and prepared more than 6,03,000 patent search and analysis reports and these have been uploaded on the web-site by studying equal number of patents during the three academic year 2013-14 to 2015-16.
- ✓ Via PDE activity, more than 42,000 provisional patent documents have been drafted as learning exercise by students in three academic years 2013-14 to 2015-16.
- ✓ GTU has also started very unique kind of Post Graduate Diploma in Patent's Law (PGDIPR) and six months certificate course on IP valuation & Management (IPVM).

Refer: <http://www.gtu.ac.in/uploads/04082016.pdf>

- **Patent Clinic:** Once students completes their research projects during academic year and if the research problem and the solutions of a particular student team is unique and innovative, GTU helps students to decide whether their projects are patentable or not. GTU also helps the students to draft and file the patent for their innovation. For this purpose, GTU has started a series of 2-days workshops on "Patent Search, Drafting and Filing" called as "Patent Clinic". Till August 2016, 25 such Patent Clinics have been organized successfully, where in nearly 1400 students and faculty have taken part and get benefited.

Refer: http://files.gtu.ac.in/circulars/16May/16052016_15.pdf

Website: <http://gtuipr.gtu.ac.in/>

Crowd Funding Initiators (CFI)

Refer: http://gtu.ac.in/circulars/14Jun/03062014_02.pdf

Crowd-funding is the practice of funding a project or venture by raising small amounts of money from a large number of people. More than 90% of student start-ups, based on good ideas and prototypes, die a premature death despite having a huge potential. Most of them also suffer from incomplete market research. Crowd-funding permits the use of the connected world as a market research tool for innovative ventures, which want to find their target consumers. By using crowd-funding a budding entrepreneur can market the concept to numerous stakeholders, can get insightful inputs from them and can obtain help in product validation. In addition, of course, Crowd-funding can help raise funds during the crucial phase of product development.

Crowd Funding Initiator (CFI) is an effort to make the potential entrepreneurs & innovators funding-ready through use of this internationally successful tool called "Crowd". The month long module of CFI includes focused sessions with industry experts, case studies, mentor session and hands-on-exercise on different aspects of crowd-funding with selected finalists. At the end of the programme, all the selected finalists go live on a dedicated crowd-funding platforms and not only learn how to get funded but "do-it themselves".

GTU Student Start-up Policy

GTU Student Start-up Policy: http://files.gtu.ac.in/circulars/14DEC/05122014_02.pdf

More than 94 % engineering students are now in affiliating-type universities in India. On the other hand all the national innovation and start-up policies cater to the segment of single campus/residential engineering campuses like IITs, NITs etc. Therefore if the majority of engineering students are not to remain outside the ambit of national start-up policies, a Student Start-up Policy for such universities is very essential.

From the available demographic data, it is evident that, to satisfy the need of university graduates, India needs to create nearly 1 million jobs every month for the next decade. While the public sector industries and large private sector industries would play their role, jointly they would be able to create only a fraction of the requirement. The only way to address this problem is to promote student start-up culture across the universities.

The Union and State governments are focusing on a skilled India. It has been seen that students, who have gone through exposure of entrepreneurial endeavors, understand the importance of learning

practical technological as well as soft skills and graduate out with much better skill-sets. In a University, where the number of successful entrepreneurs increases, it is observed that the entire cohort of students start showing a greater interest in acquiring necessary skills. It has been seen that enterprise education/ exposure and potential for better employment are correlated. Thus through the proposed student start-up policy by GTU, the State Universities will be able to contribute significantly to the skilled India mission of the Honorable Prime-Minister.

GTU's Technology and Business Incubator/Nodal Institute

Refer: http://files.gtu.ac.in/circulars/16Jun/20062016_02.pdf and

GTU's Technology and Business Incubator Guidelines:
<http://files.gtu.ac.in/circulars/16Feb/04022016.pdf>

GTU Technology and Business Incubator (GTU-TBI) will incubate companies, based on ideas and technologies developed by the budding entrepreneurs. In recent years, GTU has been encouraging its faculty members, staff, research scholars and students to convert their ideas and innovations into commercial ventures for personal, institutional and social benefits. This process of translating knowledge in various disciplines of science and engineering into products, processes and services for commercial exploitation will benefit the society by creating both job as well as wealth for the society.

GTU is approved Nodal Institute and will help startups based on product, process and service as mentioned in "scheme for assistance for Startups/Innovation under new industrial policy" 2015 for channelizing the State Government's Support to deserving Start-ups. All startups incubated/selected at GTU-TBI and any proposal having innovative project/prototype can apply for assistance provided by Government of Gujarat. This provides further support to take suitable projects to the next stage.

Minor and Specialization in Technology Entrepreneurship

For More Detail Refer:

http://files.gtu.ac.in/circulars/15DEC/03122015_02.pdf
http://gtu.ac.in/circulars/15June/29062015_04.pdf
<http://gtuinnovationcouncil.ac.in/filer/24072015112746.pdf>

GTU has offered Minor and Specialization course in Technology Entrepreneurship as an optional additional learning in Bachelors of Engineering. GTU students pursuing their B.E. and having an

**COMPENDIUM OF EXECUTION PROTOCOLS FOR IDP/UDP AND ALLIED INNOVATION EFFORTS
ASSOCIATED WITH FINAL YEAR PROJECTS AT GTU**

entrepreneurial mind set, who are self-motivated and self-disciplined with ability for self-learning will now have an option to work for their additional optional coursework at any of the GTU empaneled incubator or start-up support institution.

Brief idea about the programs is described below:

Minor in Technology Entrepreneurship: A student will need to undertake additional courses and earn 15 additional credits over and above the minimum requirement for Bachelor of Engineering degree to earn Minor in Technology Entrepreneurship. These 15 credits will be divided in three semester i.e., 5 credits (75 Hrs.) in each semester.

Specialization in Technology Entrepreneurship: There are no credits and hours of engagement in the specialization. The student will be evaluated on the basis of following points:

- **Revenue Realized** – The team should have been able to earn revenue either from a single product or cumulatively for all its products
- **Profits Generated** - The team should have been able to generate a profit either from a single product or cumulatively for its products
- **Angel/Venture Funding** – The team should have been able to raise an angel or venture capital funding for its startup by way of dilution of equity shares.
- **Patent Granted** – The team should be able to win a Patent Grant in India or anywhere in the world for its product.

Awards & Certificates

Refer: <http://files.gtu.ac.in/circulars/16JAN/13012016.pdf>

Reports:

4th Innovation Sankul Day Celebration-http://www.gtu.ac.in/circulars/15Apr/13042015_01.pdf

3rd Innovation Sankul Day Celebration-<http://www.gtu.ac.in/circulars/14Jun/06062014.pdf>

2nd Innovation Sankul Day Celebration-http://gtu.ac.in/circulars/13Feb/TheCelebration_Ver.pdf

Website: <http://awards.gtu.ac.in/>

To appreciate the good efforts made by students for innovative project development, as to appreciate and facilitate faculty, HOD, Principal or trustees who had set up innovative practices for cultivating the innovative environment at respective institutes, GTU innovation Council declares the various categories of awards on 14th February of every year, and celebrate this day as a “Sankul Day”.

- ✓ **Pedagogic Innovation Awards:** The Pedagogic Innovation Awards are for recognizing the work at an individual and at an institutional level. Via this award GIC is trying to include all notable efforts, which have helped GTU Innovation Council in setting a new benchmark in the innovation ecosystems itself. GIC believes that by acknowledging such innovations adopted by an individual faculty or an institute, these may be codified and documented. This will help scale up such initiatives all across GTU and beyond. Learning from the innovative steps, adopted by an individual faculty or an institute, will not only inspire more than 17,000 faculties within GTU but thousands of them from all other universities across the nation.
- ✓ **Innovative Students’ Co-Creation Awards for Leadership and Excellence (i-SCALE):** i-SCALE have been awarded to recognize student-led initiatives in the fields of innovation, technology development, pedagogy, leadership, entrepreneurship and similar other endeavours. The Awards are not for discrete individuals. The Awards will be given to core team members who might have led such initiatives for a significant amount of time during their college time. The teams, whose members have graduated during the past two years at GTU are also eligible for the Awards.
- ✓ **GIC i2i (Innovate to Impact) Award:** GTU Innovation Council has declared GIC i2i (Innovate to Impact) to recognize innovative projects of students across GTU affiliated colleges in Engineering, Polytechnic, Pharmacy, MCA, MBA and others. Students of Diploma, Degree, Masters and PhD program can nominate their innovations for this coveted award which is been awarded 14th February of every year during GTU Innovation Sankul day. Student’s projects which address an important social, technological problem faced by masses or disadvantaged people/sectors/spaces or micro and small enterprises or have the potential to impact a pressing national need may nominate themselves. Student innovations of past 3 years including current academic year can apply for this award online. Faculty guides can apply on behalf of the students, who have completed their studies, if they are not available in colleges.



GTU Innovation Council

GTU Ahmedabad Campus

**Admission Committee for Professional Courses
(ACPC) Building**

**L.D College of Engineering Campus,
Navarangpura, Ahmedabad -380 015**

Phone: 079-26300699

Email: gtu_innovation_council@gtu.edu.in

Report Compiled By

Mr. Amitkumar Patel

Assistant Professor (IPR/Patent)
Gujarat Technological University

Email: ipr_projectofficer@gtu.edu.in

**Mobile: +91-9898801467 &
+91-9228345020**

Mr. Raj Hakani

Assistant Professor (CiC3)
Gujarat Technological University

Email: ap_raj@gtu.edu.in

Mobile: +91-9724082290